


Brooklyn Individual Statistics & Charts CCPL 2023 - 2024

Butrick, Matt UNCLASSIFIED Run date 03/26/24
 BR06 High Club 290 M Last Year Average 0.000 0


MATCHES:	
Total Scheduled	30
Total Completed	9
Balance Due	21
Drops Allowed	5
Above average	5
Below average	4
At Home Range	2
At Away Range	6
Regular Schedule	8
Make up	1
Made Team	5

Actual Over All Average	255.111 ²²
Actual Final Average	255.111 ²²
Possible Final Average	260.250 ¹²
Makeup Average	257.000
Home Average	255.500
Away Average	254.667
1st 12 Matches	None
Cleaned Slow	0
Cleaned Time	0
Cleaned Rapid	0
Cleaned Total	0


Top 3 - Scores	
First	265 ⁵
Second	261 ⁰
Third	258 ²
Highest Slow	81
Highest Time	93
Highest Rapid	94
Highest Possible	268
% Tot Scores Above Ave.	55.6%
% Time vs. Rapid	44.4%
% Made Team	55.6%




Actual Over All Average 255.111




Average SLOW 76.000



Average TIME 90.000



Average RAPID 89.111111



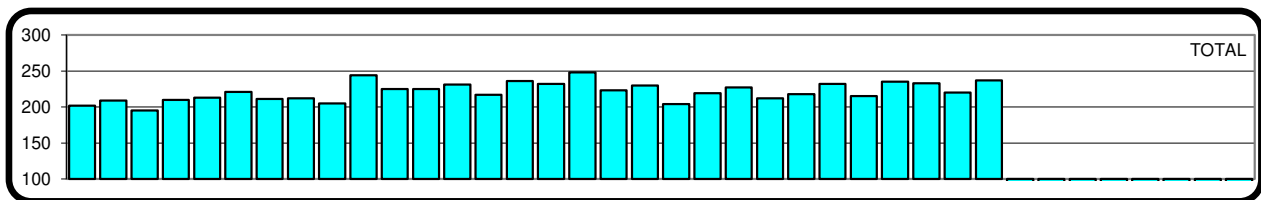
Standard Deviation

Deppisch, Jim			SHARPSHOOTER		Run date 03/26/24
BR13	High Club	280	M	Last Year Average 224.600 0	

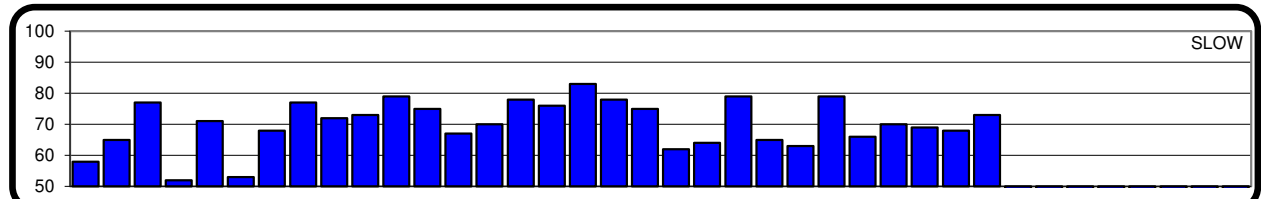
MATCHES:	
Total Scheduled	30
Total Completed	30
Balance Due	0
Drops Allowed	5
Above average	14
Below average	16
At Home Range	18
At Away Range	12
Regular Schedule	28
Make up	2
Made Team	0

Actual Over All Average	221.367 ³⁴
Actual Final Average	225.040 ²⁹
Possible Final Average	225.040 ²⁹
Makeup Average	214.000
Home Average	226.000
Away Average	214.417
1st 12 Matches	214.333
Cleaned Slow	0
Cleaned Time	0
Cleaned Rapid	0
Cleaned Total	0

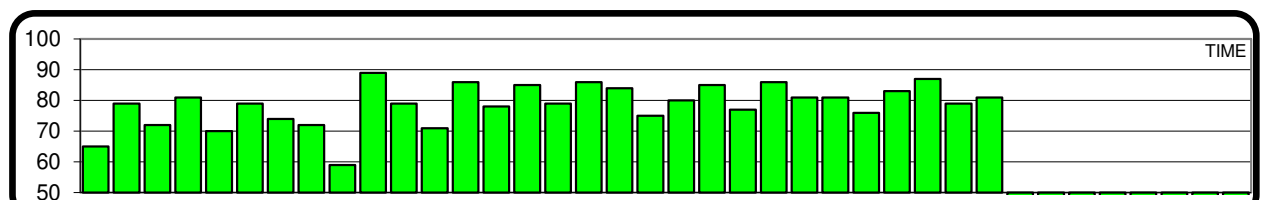
Top 3 - Scores	
First	248 ¹
Second	244 ¹
Third	237 ¹
Highest Slow	83
Highest Time	89
Highest Rapid	89
Highest Possible	261
% Tot Scores Above Ave.	46.7%
% Time vs. Rapid	76.7%
% Made Team	0.0%



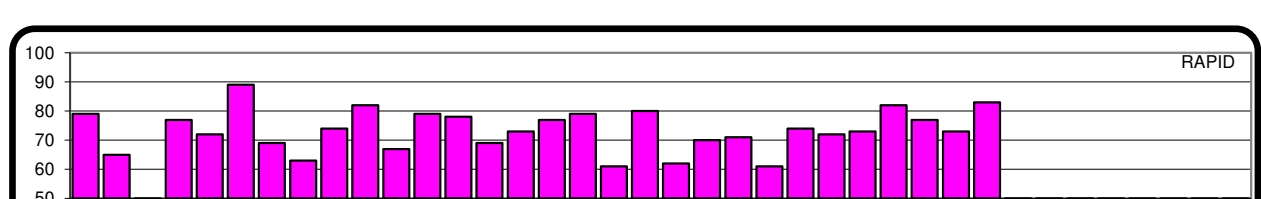
Actual Over All Average 221.367



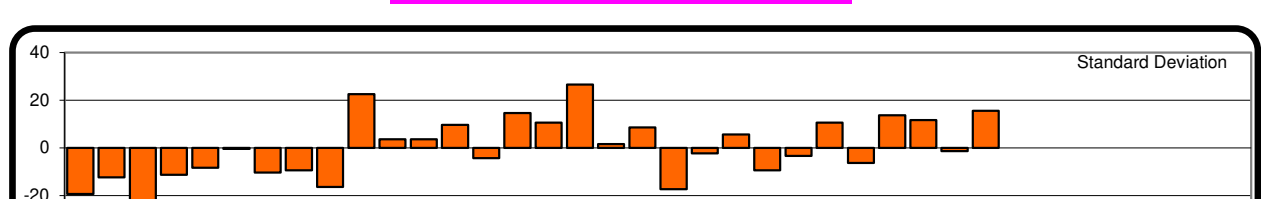
Average SLOW 70.167



Average TIME 78.633



Average RAPID 72.566667



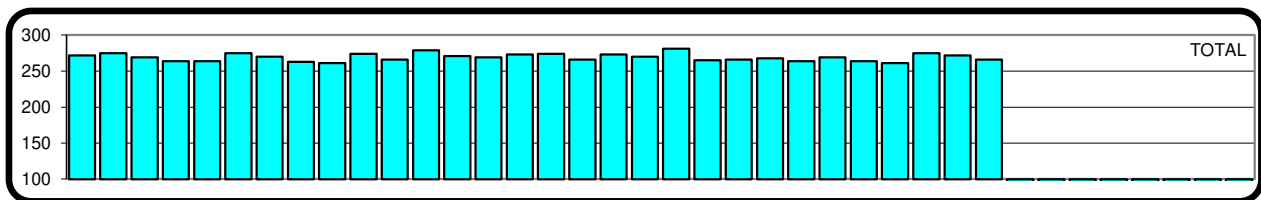
Standard Deviation

Feruski, Ray A			HIGH MASTER		Run date 03/26/24
BR15	High Club	295	M	Last Year Average	271.267 0

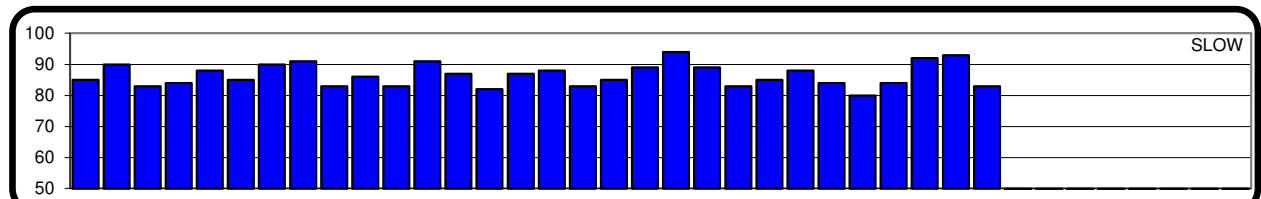
MATCHES:	
Total Scheduled	30
Total Completed	30
Balance Due	0
Drops Allowed	5
Above average	14
Below average	16
At Home Range	16
At Away Range	14
Regular Schedule	28
Make up	2
Made Team	28

Actual Over All Average	269.300	115
Actual Final Average	270.640	100
Possible Final Average	270.640	100
Makeup Average	267.500	
Home Average	269.563	
Away Average	269.000	
1st 12 Matches	269.333	
Cleaned Slow	0	
Cleaned Time	0	
Cleaned Rapid	0	
Cleaned Total	0	

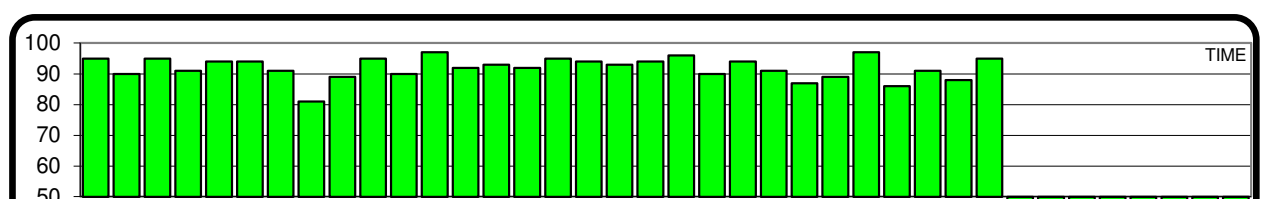
Top 3 - Scores	
First	281 ⁶
Second	279 ⁴
Third	275 ⁴
Highest Slow	94
Highest Time	97
Highest Rapid	96
Highest Possible	287
% Tot Scores Above Ave.	46.7%
% Time vs. Rapid	50.0%
% Made Team	93.3%



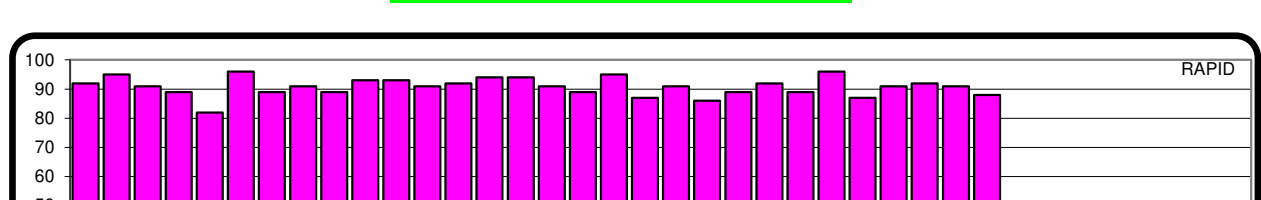
Actual Over All Average 269.300



Average SLOW 86.500



Average TIME 91.967



Average RAPID 90.8333333



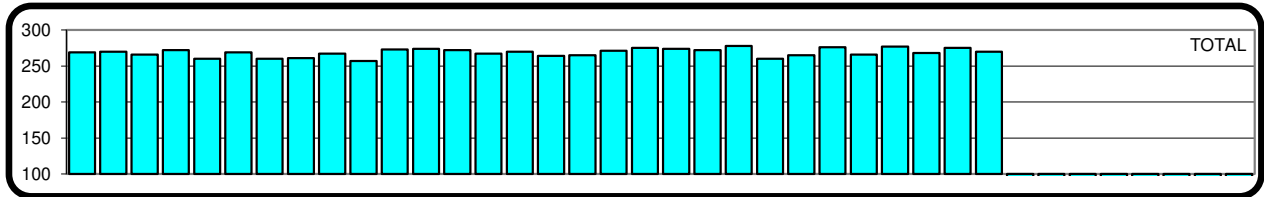
Standard Deviation

Goebel, Michael MASTER Run date 03/26/24
 BR54 High Club 280 M Last Year Average 275.567 0

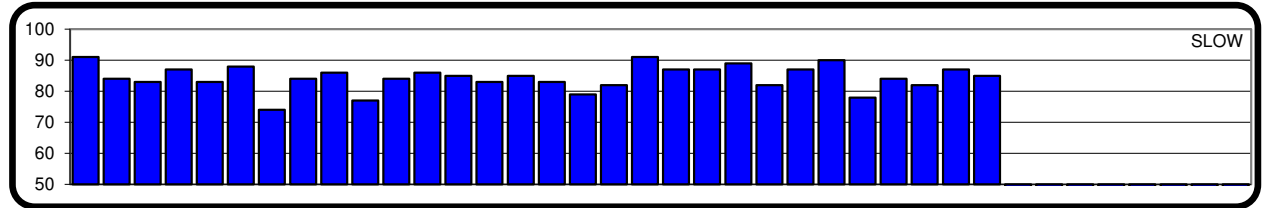
MATCHES:	
Total Scheduled	30
Total Completed	30
Balance Due	0
Drops Allowed	5
Above average	17
Below average	13
At Home Range	14
At Away Range	14
Regular Schedule	28
Make up	2
Made Team	27

Actual Over All Average	268.767 ¹¹⁵
Actual Final Average	270.600 ⁹⁷
Possible Final Average	270.600 ⁹⁷
Makeup Average	272.500
Home Average	268.000
Away Average	269.000
1st 12 Matches	266.500
Cleaned Slow	0
Cleaned Time	0
Cleaned Rapid	0
Cleaned Total	0

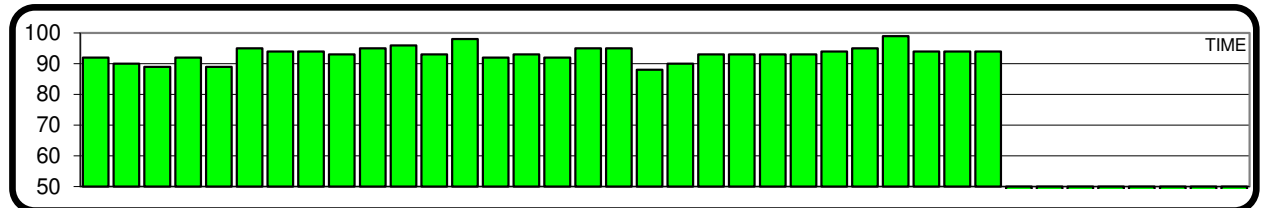
Top 3 - Scores	
First	278 ⁴
Second	277 ⁷
Third	276 ²
Highest Slow	91
Highest Time	99
Highest Rapid	97
Highest Possible	287
% Tot Scores Above Ave.	56.7%
% Time vs. Rapid	70.0%
% Made Team	90.0%



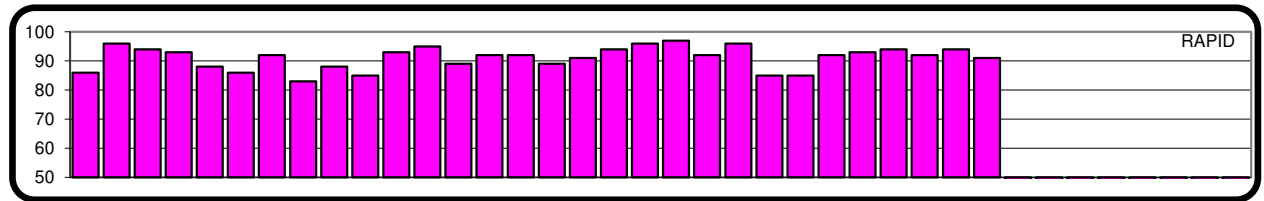
Actual Over All Average 268.767



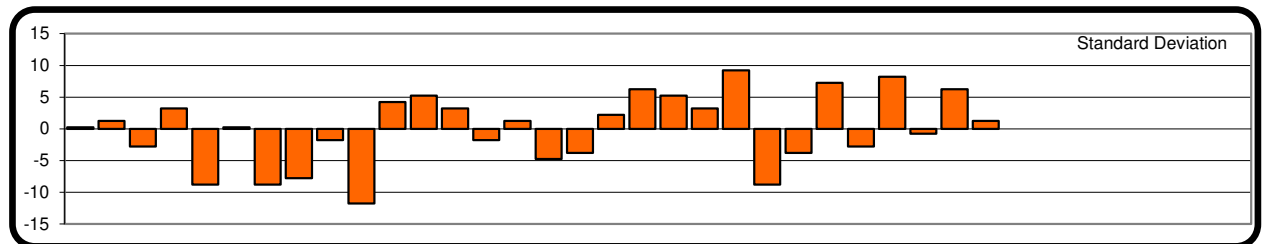
Average SLOW 84.433



Average TIME 93.233



Average RAPID 91.1



Standard Deviation

Brooklyn Individual Statistics & Charts CCPL 2023 - 2024

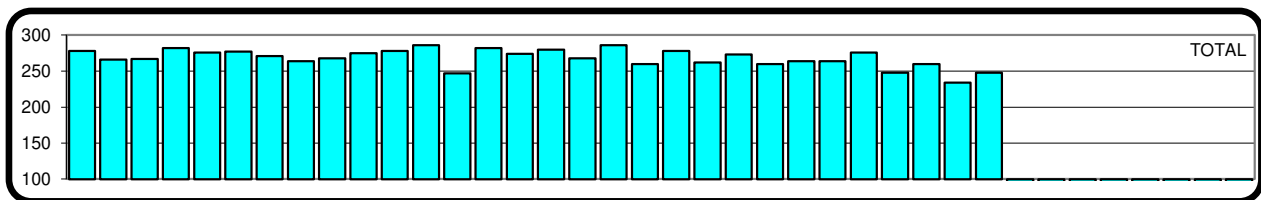
Grzincic, Jerry MASTER Run date 03/26/24
 BR26 High Club 290 M Last Year Average 273.333 0

MATCHES:

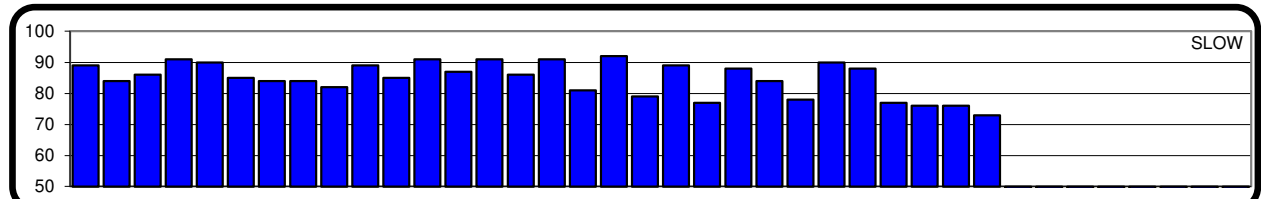
Total Scheduled	30
Total Completed	30
Balance Due	0
Drops Allowed	5
Above average	15
Below average	15
At Home Range	16
At Away Range	14
Regular Schedule	30
Make up	0
Made Team	28

Actual Over All Average	268.400 ¹⁰⁸
Actual Final Average	272.600 ⁹⁴
Possible Final Average	272.600 ⁹⁴
Makeup Average	None
Home Average	266.813
Away Average	270.214
1st 12 Matches	274.000
Cleaned Slow	0
Cleaned Time	0
Cleaned Rapid	0
Cleaned Total	0

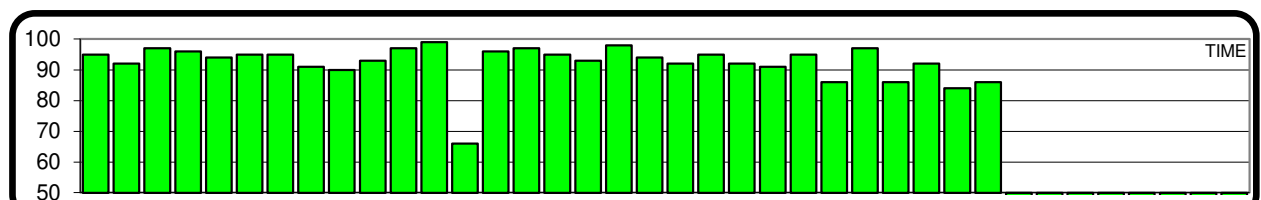
Top 3 - Scores	
First	286 ⁵
Second	286 ⁴
Third	282 ⁶
Highest Slow	92
Highest Time	99
Highest Rapid	97
Highest Possible	288
% Tot Scores Above Ave.	50.0%
% Time vs. Rapid	66.7%
% Made Team	93.3%



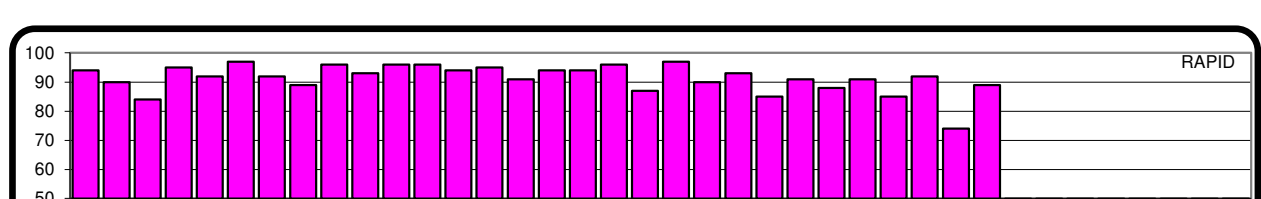
Actual Over All Average 268.400



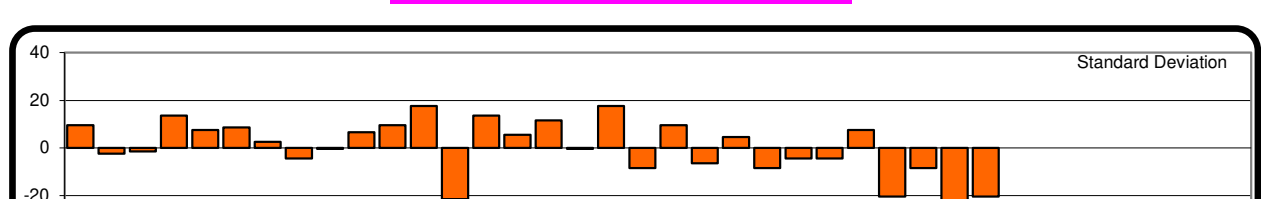
Average SLOW 84.767



Average TIME 92.300



Average RAPID 91.3333333



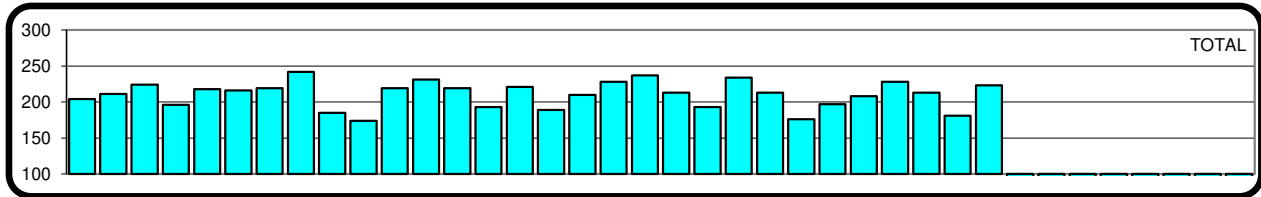
Standard Deviation

Kaplafka, Nick MARKSMAN Run date 03/26/24
 BR35 M Last Year Average 218.833 0

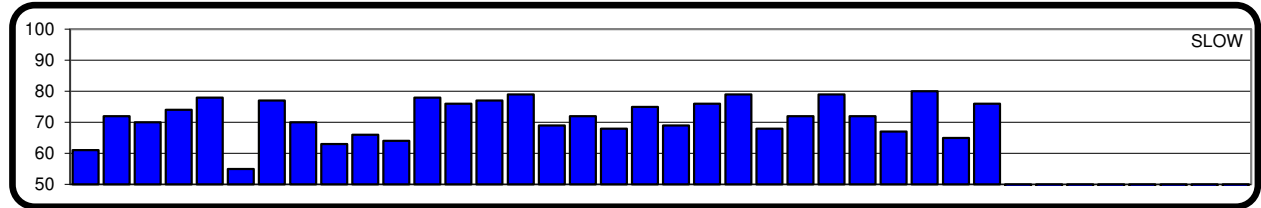
MATCHES:	
Total Scheduled	30
Total Completed	30
Balance Due	0
Drops Allowed	5
Above average	18
Below average	12
At Home Range	24
At Away Range	6
Regular Schedule	22
Make up	8
Made Team	0

Actual Over All Average	210.500 ²⁵
Actual Final Average	216.400 ²³
Possible Final Average	216.400 ²³
Makeup Average	217.375
Home Average	208.208
Away Average	219.667
1st 12 Matches	211.583
Cleaned Slow	0
Cleaned Time	0
Cleaned Rapid	0
Cleaned Total	0

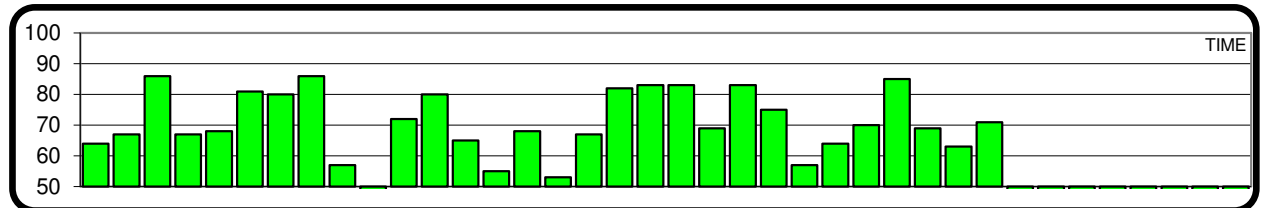
Top 3 - Scores	
First	242 ¹
Second	237 ²
Third	234 ²
Highest Slow	80
Highest Time	86
Highest Rapid	86
Highest Possible	252
% Tot Scores Above Ave.	60.0%
% Time vs. Rapid	56.7%
% Made Team	0.0%



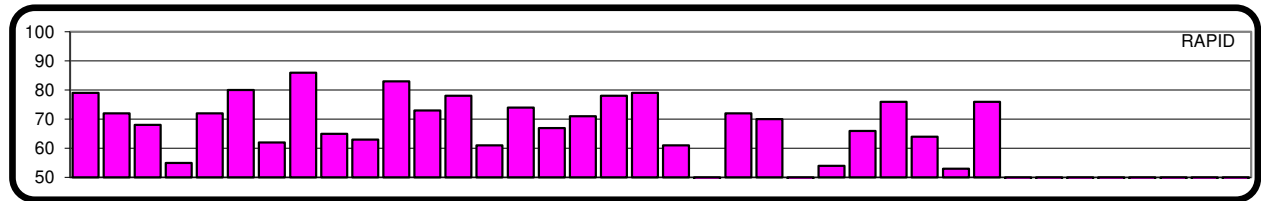
Actual Over All Average 210.500



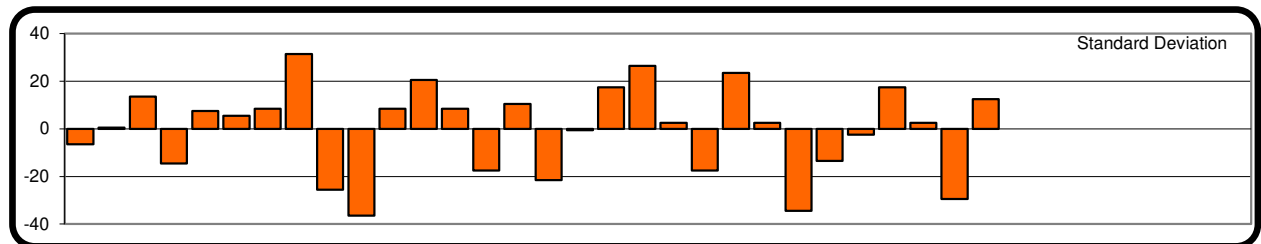
Average SLOW 71.567



Average TIME 70.500



Average RAPID 68.4333333



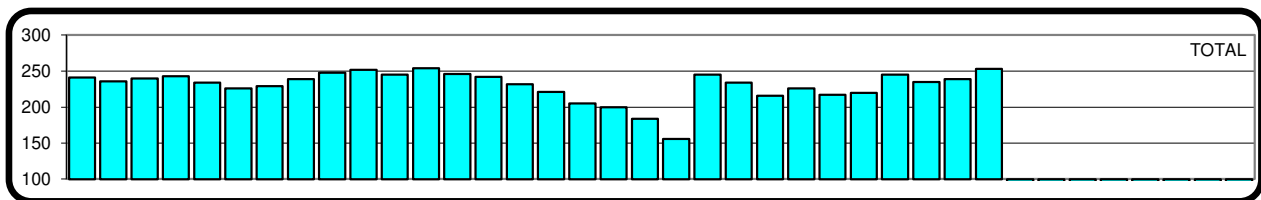
Standard Deviation

Keirnan, John			SHARPSHOOTER		Run date 03/26/24
BR34	High Club	280	M	Last Year Average 244.800 0	

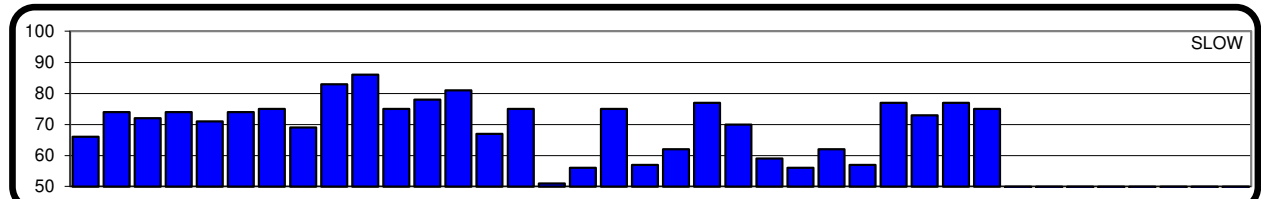
MATCHES:	
Total Scheduled	30
Total Completed	30
Balance Due	0
Drops Allowed	5
Above average	19
Below average	11
At Home Range	20
At Away Range	8
Regular Schedule	24
Make up	6
Made Team	2

Actual Over All Average	230.100 ⁴⁵
Actual Final Average	237.680 ³⁹
Possible Final Average	237.680 ³⁹
Makeup Average	235.833
Home Average	231.600
Away Average	222.375
1st 12 Matches	240.583
Cleaned Slow	0
Cleaned Time	0
Cleaned Rapid	0
Cleaned Total	0

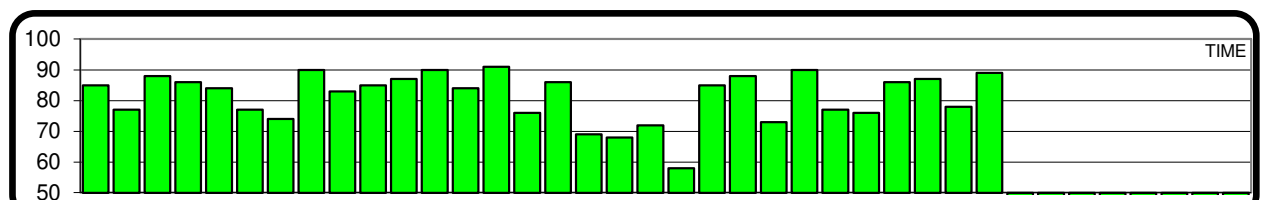
Top 3 - Scores	
First	254 ⁰
Second	253 ⁴
Third	252 ¹
Highest Slow	86
Highest Time	91
Highest Rapid	90
Highest Possible	267
% Tot Scores Above Ave.	63.3%
% Time vs. Rapid	66.7%
% Made Team	6.7%



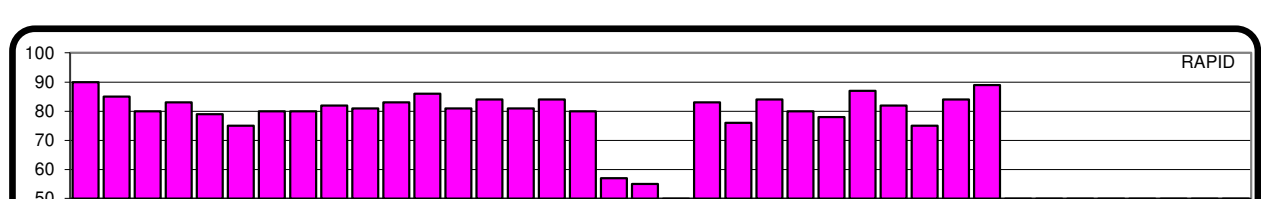
Actual Over All Average 230.100



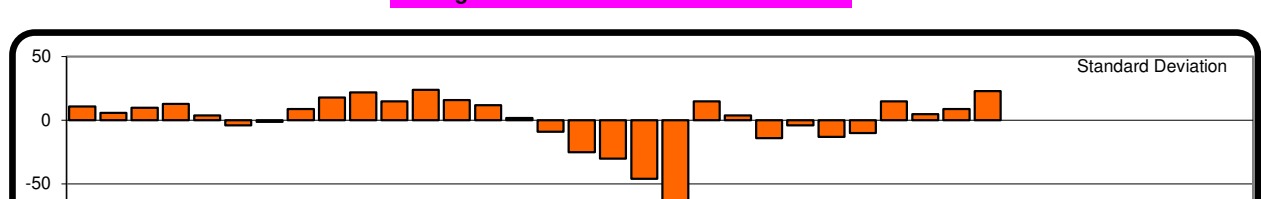
Average SLOW 70.133



Average TIME 81.300



Average RAPID 78.666667



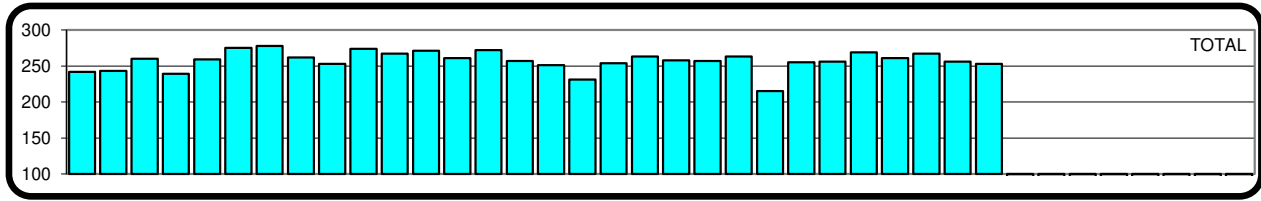
Standard Deviation

Kohout, Buzz MASTER Run date 03/26/24
 BR33 High Club 295 M Last Year Average 266.533 0

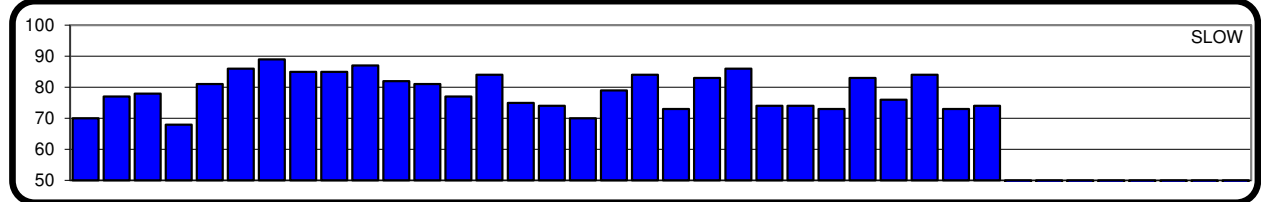
MATCHES:	
Total Scheduled	30
Total Completed	30
Balance Due	0
Drops Allowed	5
Above average	16
Below average	14
At Home Range	16
At Away Range	14
Regular Schedule	30
Make up	0
Made Team	20

Actual Over All Average	257.400 ⁸⁶
Actual Final Average	262.080 ⁷⁵
Possible Final Average	262.080 ⁷⁵
Makeup Average	None
Home Average	260.500
Away Average	253.857
1st 12 Matches	260.250
Cleaned Slow	0
Cleaned Time	0
Cleaned Rapid	0
Cleaned Total	0

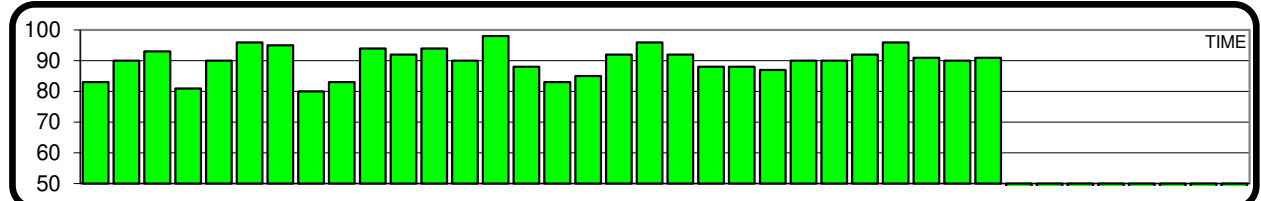
Top 3 - Scores	
First	278 ⁵
Second	275 ⁴
Third	274 ⁵
Highest Slow	89
Highest Time	98
Highest Rapid	97
Highest Possible	284
% Tot Scores Above Ave.	53.3%
% Time vs. Rapid	46.7%
% Made Team	66.7%



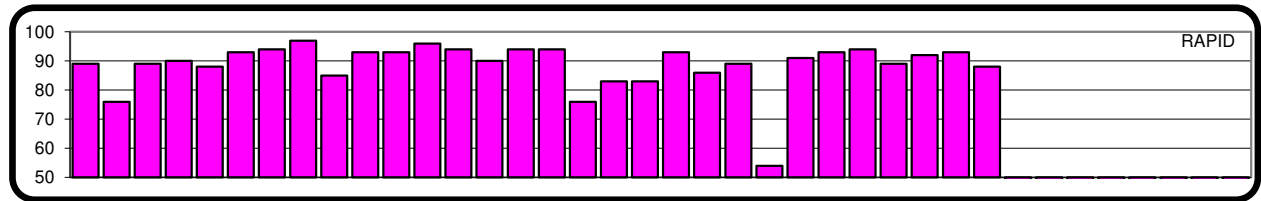
Actual Over All Average 257.400



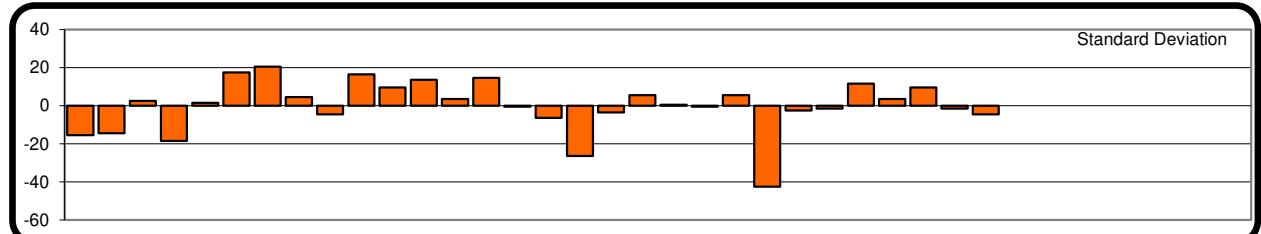
Average SLOW 78.833



Average TIME 89.933



Average RAPID 88.6333333



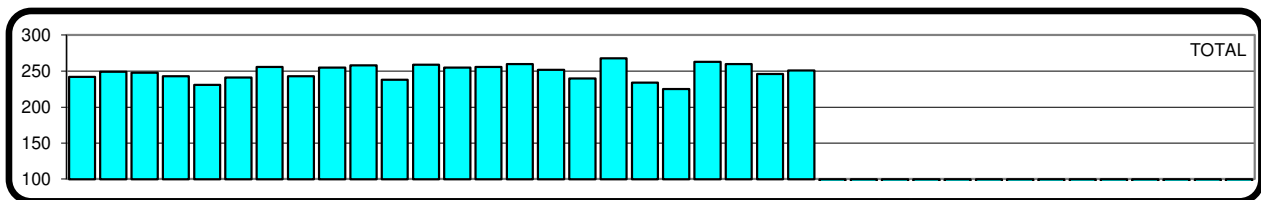
Standard Deviation

Langermeier, Keith			MASTER		Run date 03/26/24
BR36	High Club	295	M	Last Year Average	252.933 0

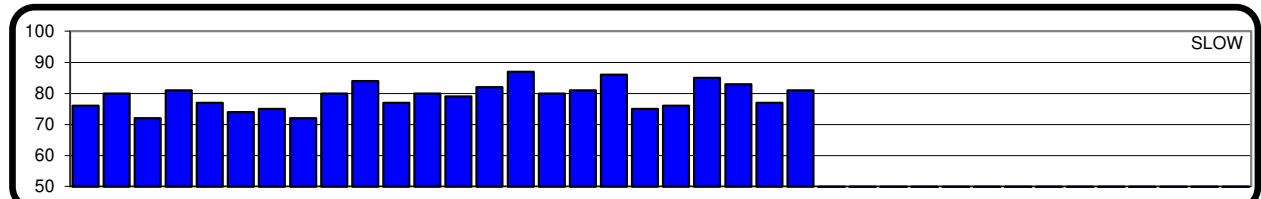
MATCHES:	
Total Scheduled	30
Total Completed	24
Balance Due	6
Drops Allowed	5
Above average	13
Below average	11
At Home Range	12
At Away Range	12
Regular Schedule	24
Make up	0
Made Team	10

Actual Over All Average	248.875 ⁵¹
Actual Final Average	248.875 ⁵¹
Possible Final Average	252.895 ⁴⁵
Makeup Average	None
Home Average	252.417
Away Average	245.333
1st 12 Matches	246.917
Cleaned Slow	0
Cleaned Time	0
Cleaned Rapid	0
Cleaned Total	0

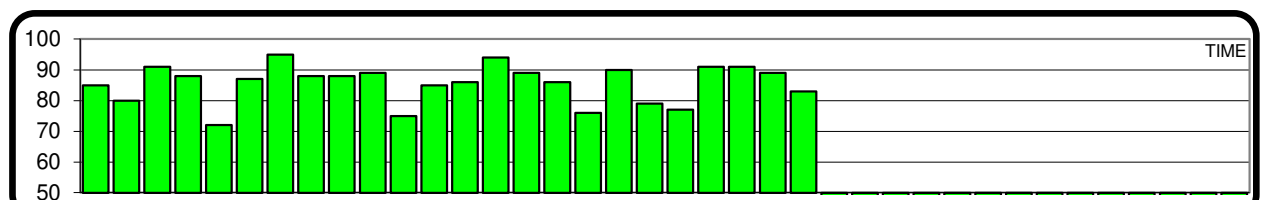
Top 3 - Scores	
First	268 ³
Second	263 ³
Third	260 ⁴
Highest Slow	87
Highest Time	95
Highest Rapid	94
Highest Possible	276
% Tot Scores Above Ave.	54.2%
% Time vs. Rapid	58.3%
% Made Team	41.7%



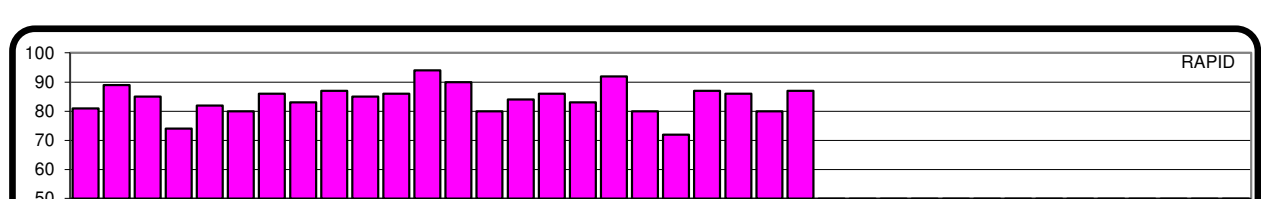
Actual Over All Average 248.875



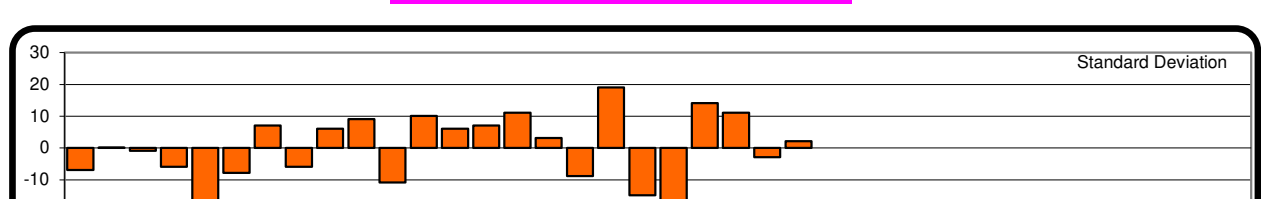
Average SLOW 79.167



Average TIME 85.583



Average RAPID 84.125



Standard Deviation

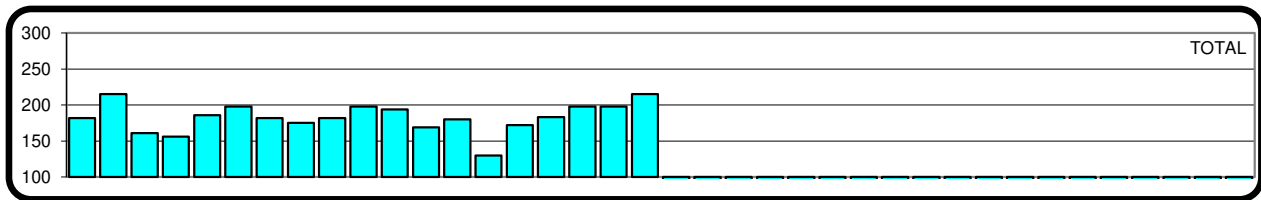
Brooklyn Individual Statistics & Charts CCPL 2023 - 2024

Leissa, Eric MASTER Run date 03/26/24
 BR41 High Club 280 M Last Year Average 0.000 0

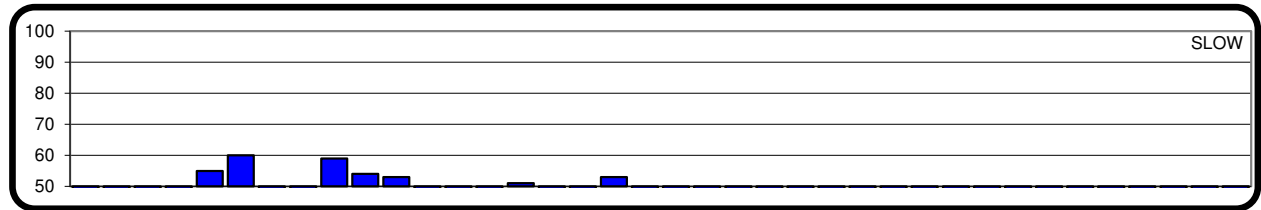
MATCHES:	
Total Scheduled	30
Total Completed	19
Balance Due	11
Drops Allowed	5
Above average	9
Below average	10
At Home Range	12
At Away Range	7
Regular Schedule	16
Make up	3
Made Team	0

Actual Over All Average	182.842 ¹⁰
Actual Final Average	182.842 ¹⁰
Possible Final Average	191.857 ⁷
Makeup Average	193.333
Home Average	186.917
Away Average	175.857
1st 12 Matches	183.167
Cleaned Slow	0
Cleaned Time	0
Cleaned Rapid	0
Cleaned Total	0

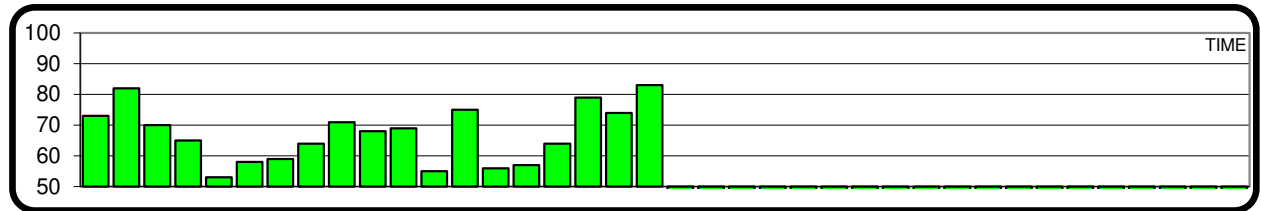
Top 3 - Scores	
First	215 ²
Second	215 ⁰
Third	198 ²
Highest Slow	60
Highest Time	83
Highest Rapid	87
Highest Possible	230
% Tot Scores Above Ave.	47.4%
% Time vs. Rapid	42.1%
% Made Team	0.0%



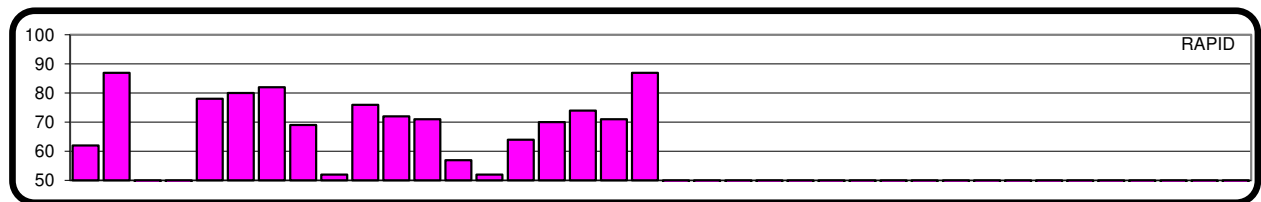
Actual Over All Average 182.842



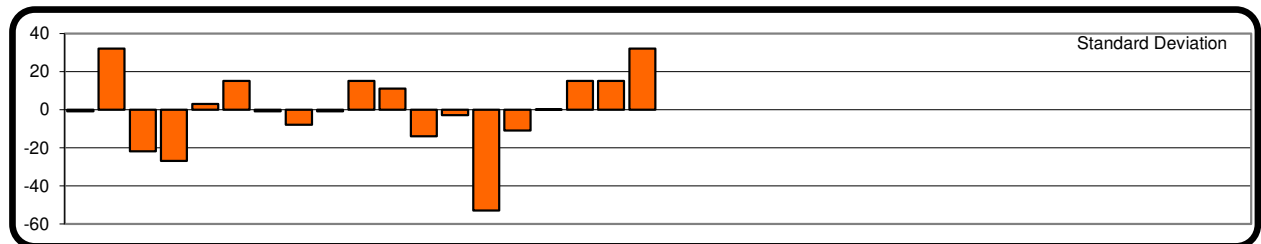
Average SLOW 47.474



Average TIME 67.105



Average RAPID 68.2631579



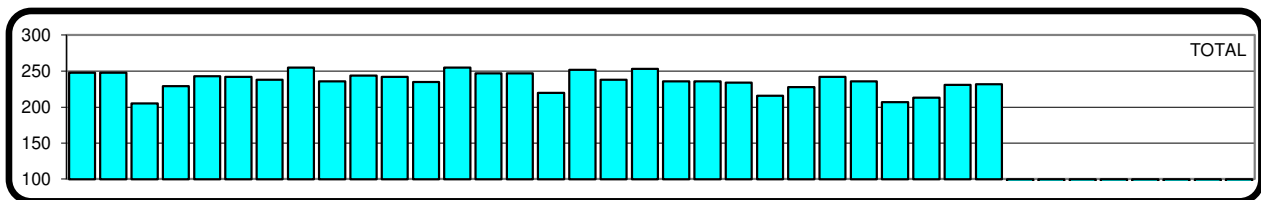
Standard Deviation

McNeeley, Paul EXPERT Run date 03/26/24
 BR50 High Club 280 M Last Year Average 232.964 0

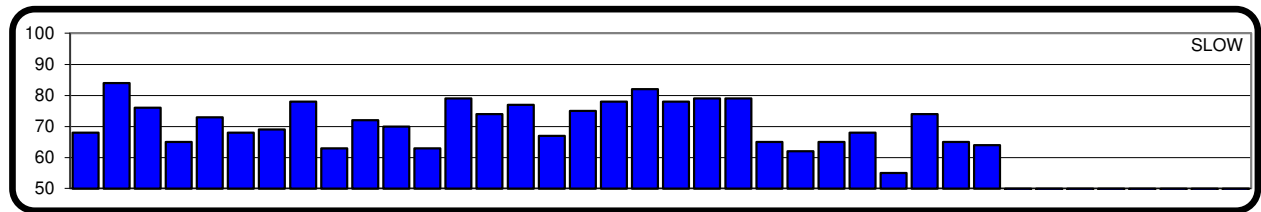
MATCHES:	
Total Scheduled	30
Total Completed	30
Balance Due	0
Drops Allowed	5
Above average	15
Below average	15
At Home Range	16
At Away Range	14
Regular Schedule	29
Make up	1
Made Team	3

Actual Over All Average	236.267 ⁵⁹
Actual Final Average	241.080 ⁵⁵
Possible Final Average	241.080 ⁵⁵
Makeup Average	232.000
Home Average	236.875
Away Average	235.571
1st 12 Matches	238.750
Cleaned Slow	0
Cleaned Time	0
Cleaned Rapid	0
Cleaned Total	0

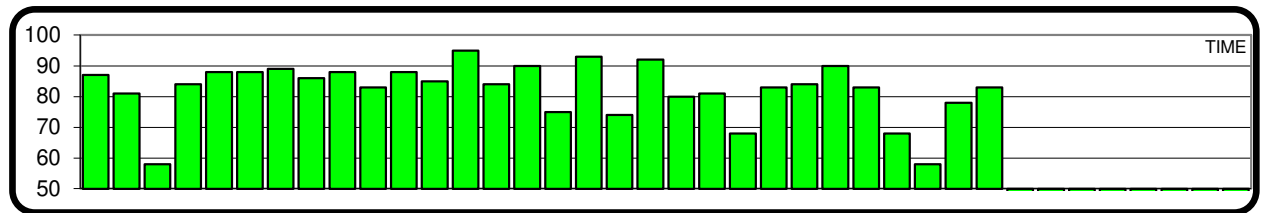
Top 3 - Scores	
First	255 ³
Second	255 ²
Third	253 ³
Highest Slow	84
Highest Time	95
Highest Rapid	93
Highest Possible	272
% Tot Scores Above Ave.	50.0%
% Time vs. Rapid	50.0%
% Made Team	10.0%



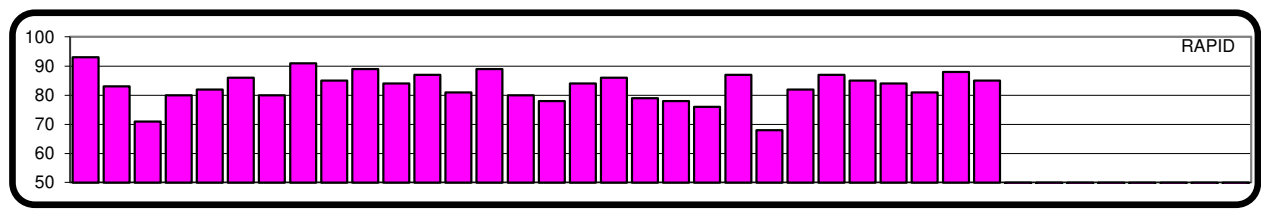
Actual Over All Average 236.267



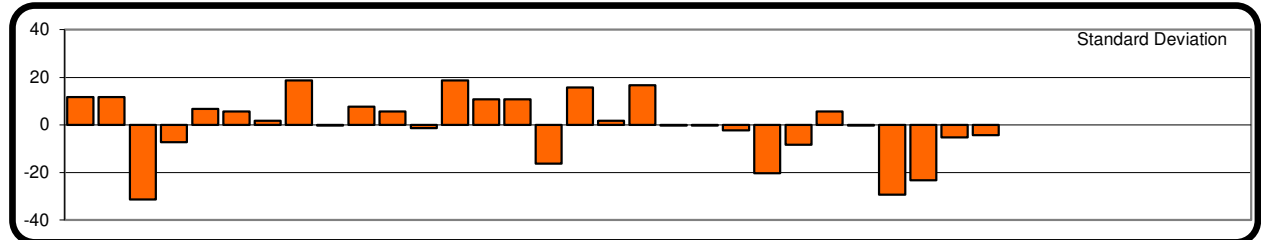
Average SLOW 71.167



Average TIME 82.133



Average RAPID 82.966667



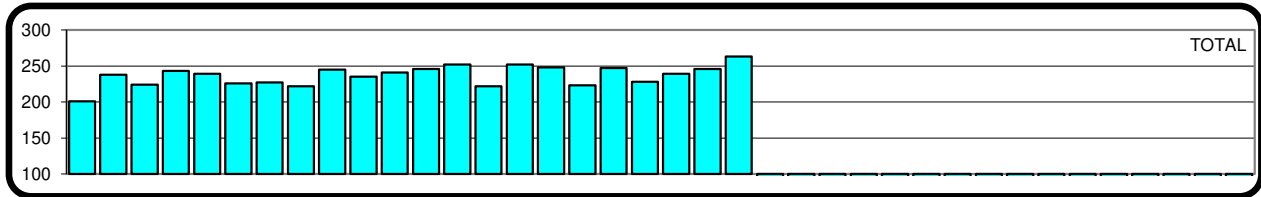
Standard Deviation

McNeeley, Sue SHARPSHOOTER Run date 03/26/24
 BR51 High Club 280 F Last Year Average DNQ 0

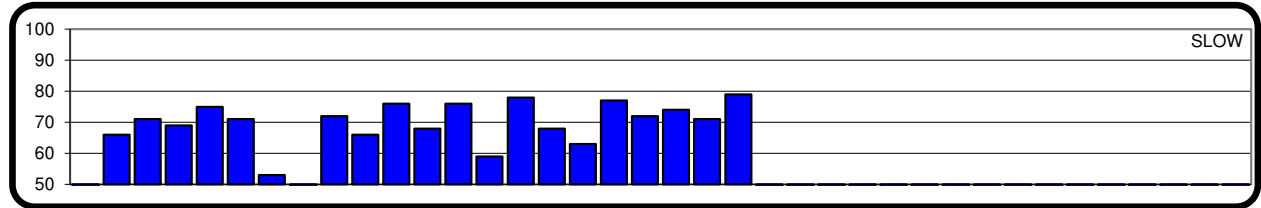
MATCHES:	
Total Scheduled	30
Total Completed	22
Balance Due	8
Drops Allowed	5
Above average	13
Below average	9
At Home Range	14
At Away Range	8
Regular Schedule	22
Make up	0
Made Team	2

Actual Over All Average	236.682 ²⁵
Actual Final Average	236.682 ²⁵
Possible Final Average	242.059 ²¹
Makeup Average	None
Home Average	237.929
Away Average	234.500
1st 12 Matches	232.250
Cleaned Slow	0
Cleaned Time	0
Cleaned Rapid	0
Cleaned Total	0

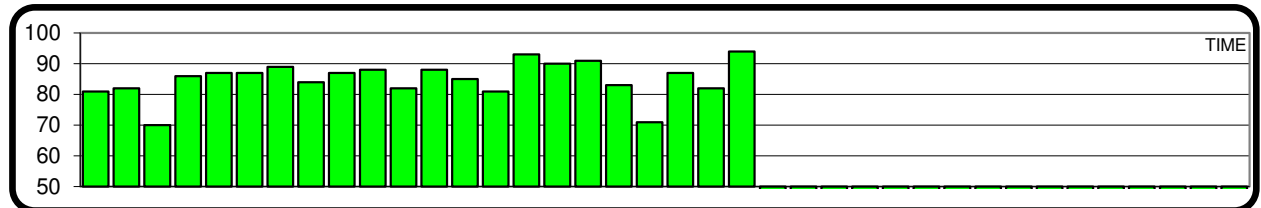
Top 3 - Scores	
First	263 ²
Second	252 ²
Third	252 ²
Highest Slow	79
Highest Time	94
Highest Rapid	93
Highest Possible	266
% Tot Scores Above Ave.	59.1%
% Time vs. Rapid	45.5%
% Made Team	9.1%



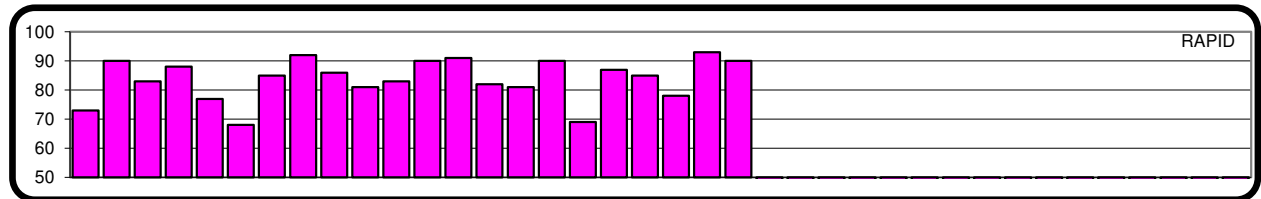
Actual Over All Average 236.682



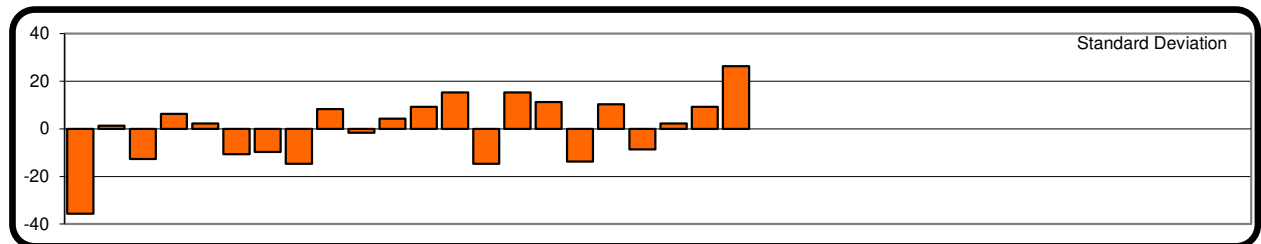
Average SLOW 68.045



Average TIME 84.909



Average RAPID 83.7272727



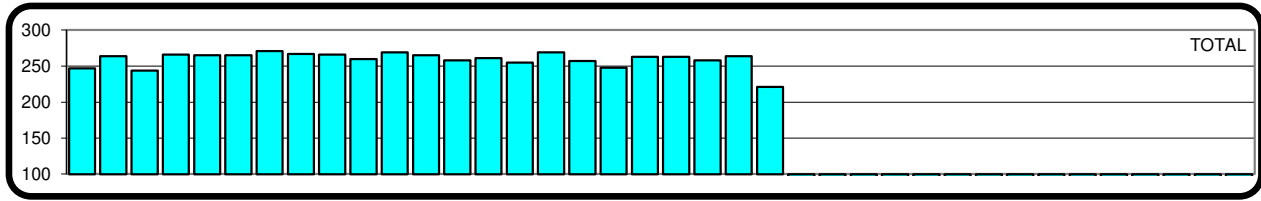
Standard Deviation

Schrantz, Chris			HIGH MASTER		Run date 03/26/24
BR84	High Club	290	M	Last Year Average	261.519 0

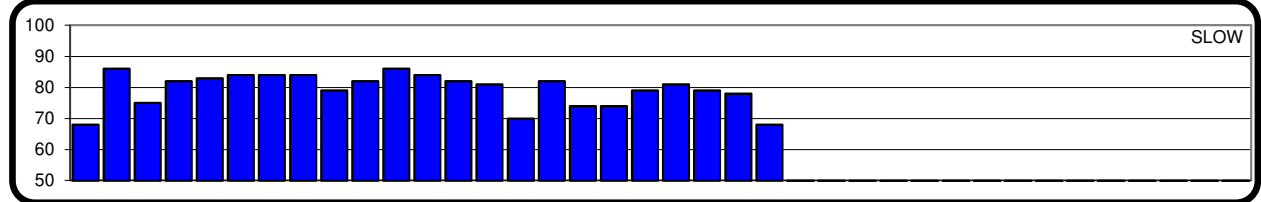
MATCHES:	
Total Scheduled	30
Total Completed	23
Balance Due	7
Drops Allowed	5
Above average	15
Below average	8
At Home Range	8
At Away Range	15
Regular Schedule	18
Make up	5
Made Team	15

Actual Over All Average	259.391 ⁷⁹
Actual Final Average	259.391 ⁷⁹
Possible Final Average	263.944 ⁶⁵
Makeup Average	258.800
Home Average	259.875
Away Average	259.133
1st 12 Matches	262.417
Cleaned Slow	0
Cleaned Time	0
Cleaned Rapid	0
Cleaned Total	0

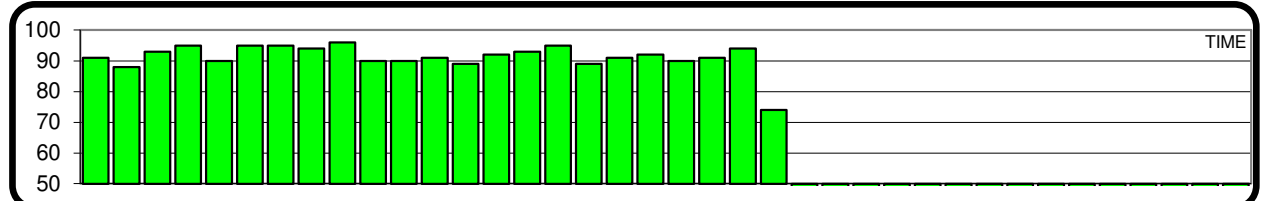
Top 3 - Scores	
First	271 ⁵
Second	269 ⁵
Third	269 ⁵
Highest Slow	86
Highest Time	96
Highest Rapid	94
Highest Possible	276
% Tot Scores Above Ave.	65.2%
% Time vs. Rapid	69.6%
% Made Team	65.2%



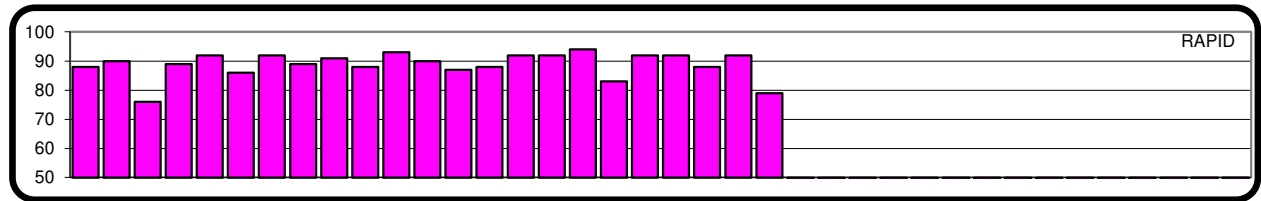
Actual Over All Average 259.391



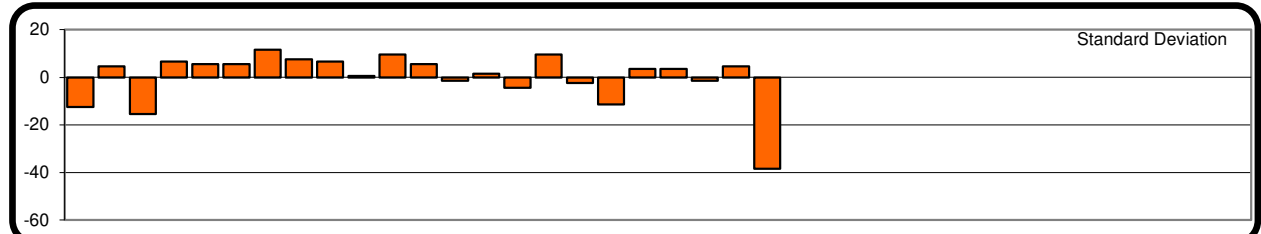
Average SLOW 79.348



Average TIME 91.217



Average RAPID 88.826087



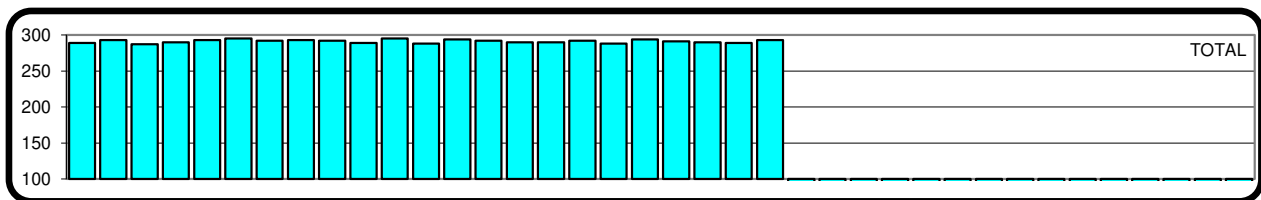
Standard Deviation

Barcon, Alan			HIGH MASTER		Run date 03/26/24
EW08	High Club	295	M	Last Year Average	292.200 0

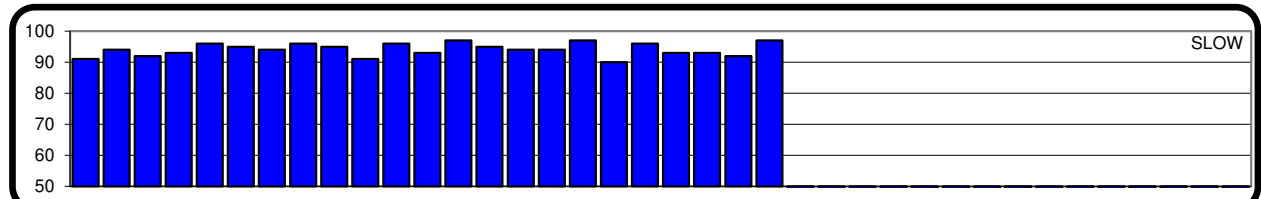
MATCHES:	
Total Scheduled	30
Total Completed	23
Balance Due	7
Drops Allowed	5
Above average	12
Below average	11
At Home Range	8
At Away Range	15
Regular Schedule	23
Make up	0
Made Team	16

Actual Over All Average	291.261	221
Actual Final Average	291.261	221
Possible Final Average	292.111	166
Makeup Average	None	
Home Average	291.250	
Away Average	291.267	
1st 12 Matches	291.333	
Cleaned Slow	0	
Cleaned Time	7	
Cleaned Rapid	3	
Cleaned Total	10	

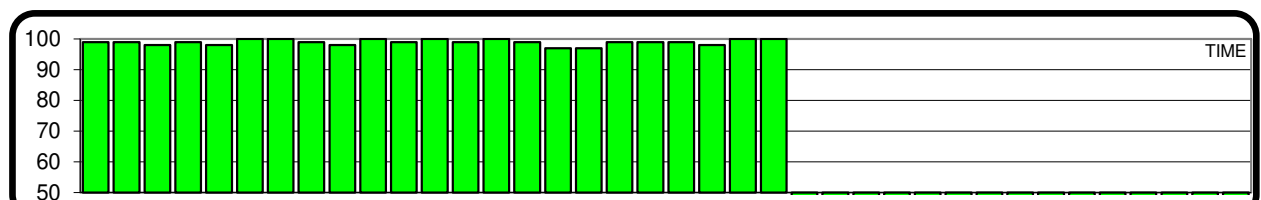
Top 3 - Scores	
First	295 ¹⁴
Second	295 ⁸
Third	294 ¹⁰
Highest Slow	97
Highest Time	100
Highest Rapid	100
Highest Possible	297
% Tot Scores Above Ave.	52.2%
% Time vs. Rapid	47.8%
% Made Team	69.6%



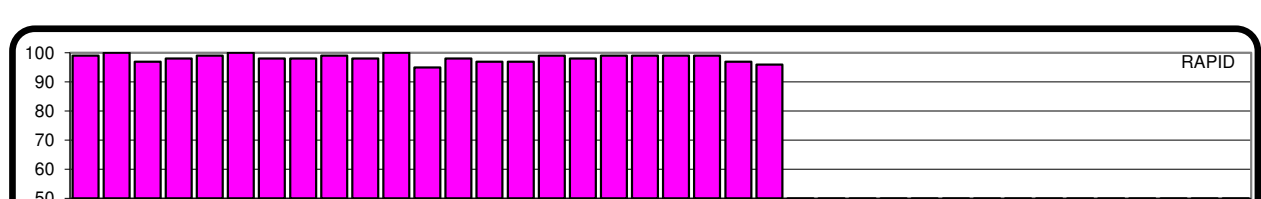
Actual Over All Average 291.261



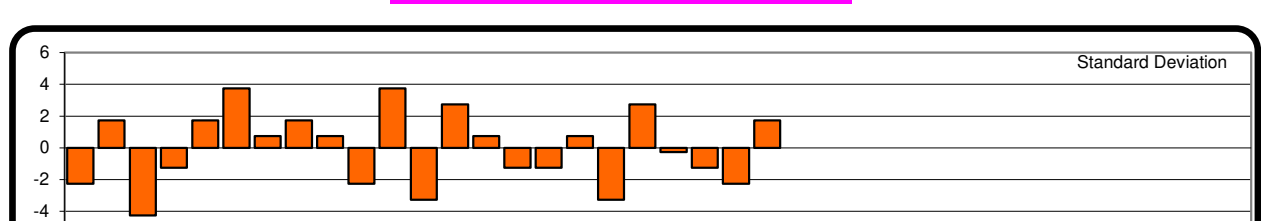
Average SLOW 94.087



Average TIME 98.957



Average RAPID 98.2173913



Standard Deviation

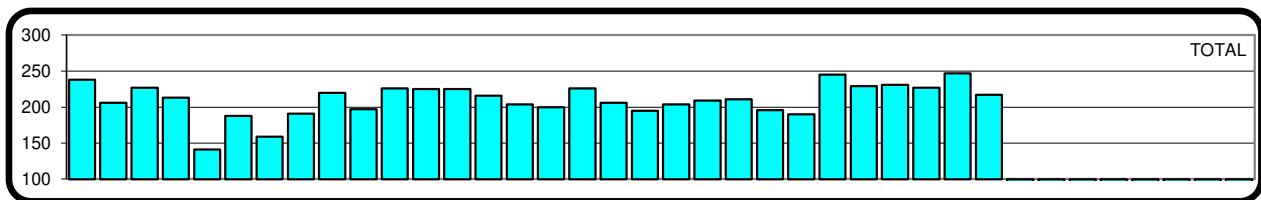
East-West Individual Statistics & Charts CCPL 2023 - 2024

Barnett, Brad EXPERT Run date 03/26/24
 EW12 High Club 280 M Last Year Average 259.633 0

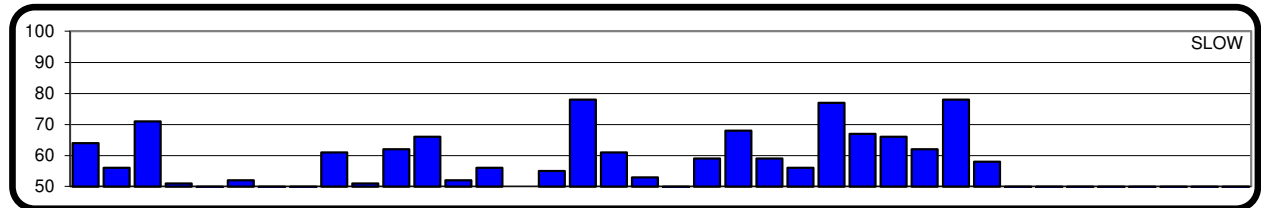
MATCHES:	
Total Scheduled	30
Total Completed	30
Balance Due	0
Drops Allowed	5
Above average	16
Below average	14
At Home Range	14
At Away Range	16
Regular Schedule	30
Make up	0
Made Team	7

Actual Over All Average	210.300 ⁴³
Actual Final Average	217.600 ⁴⁰
Possible Final Average	217.600 ⁴⁰
Makeup Average	None
Home Average	208.929
Away Average	211.500
1st 12 Matches	202.583
Cleaned Slow	0
Cleaned Time	0
Cleaned Rapid	0
Cleaned Total	0

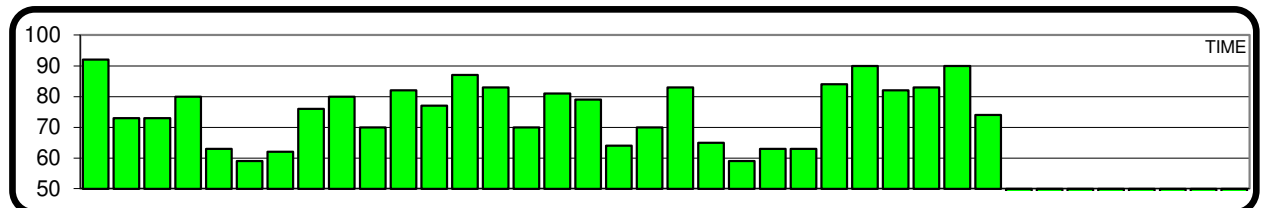
Top 3 - Scores	
First	247 ²
Second	245 ¹
Third	238 ⁴
Highest Slow	78
Highest Time	92
Highest Rapid	86
Highest Possible	256
% Tot Scores Above Ave.	53.3%
% Time vs. Rapid	40.0%
% Made Team	23.3%



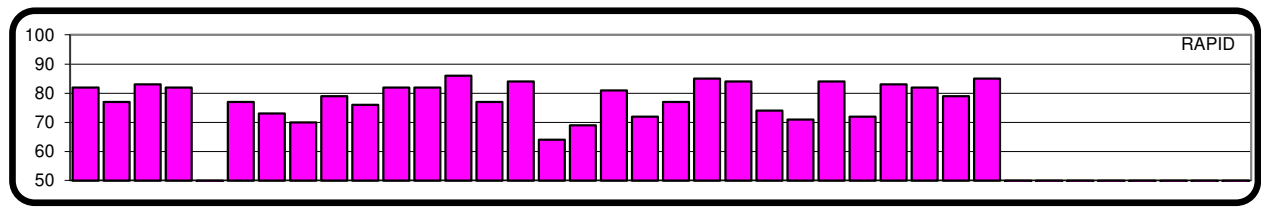
Actual Over All Average 210.300



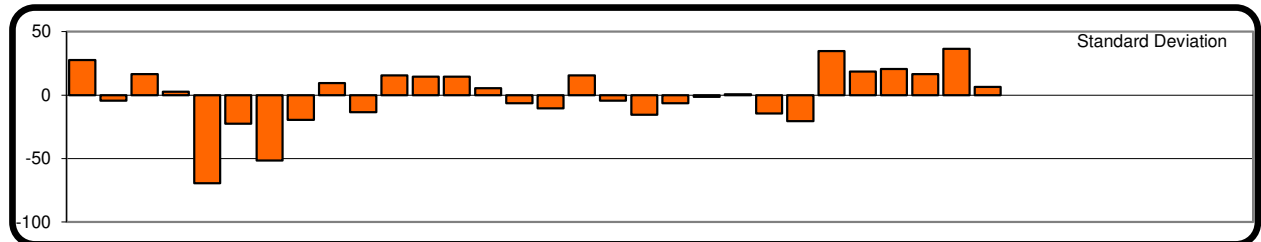
Average SLOW 57.833



Average TIME 75.233



Average RAPID 77.2333333



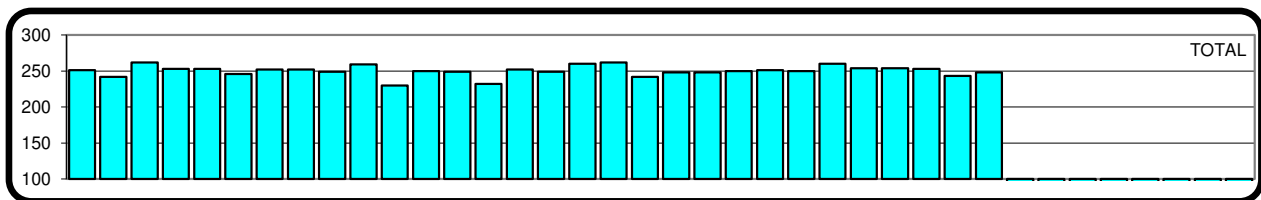
Standard Deviation

Barnett, Christine SHARPSHOOTER Run date 03/26/24
 EW11 F Last Year Average 254.433 0

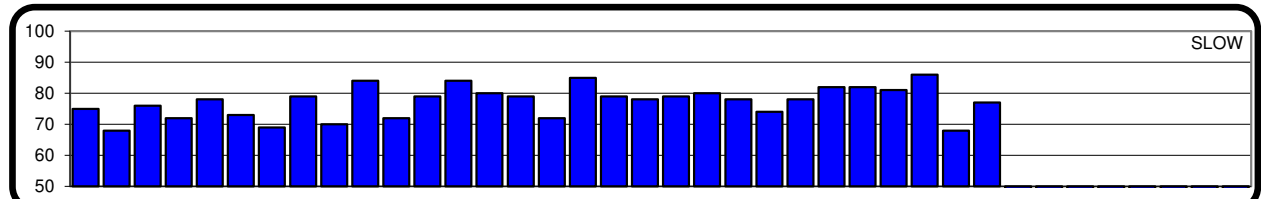
MATCHES:	
Total Scheduled	30
Total Completed	30
Balance Due	0
Drops Allowed	5
Above average	15
Below average	15
At Home Range	12
At Away Range	18
Regular Schedule	29
Make up	1
Made Team	22

Actual Over All Average	250.133 ⁵⁸
Actual Final Average	252.600 ⁴⁷
Possible Final Average	252.600 ⁴⁷
Makeup Average	254.000
Home Average	251.583
Away Average	249.167
1st 12 Matches	249.917
Cleaned Slow	0
Cleaned Time	0
Cleaned Rapid	0
Cleaned Total	0

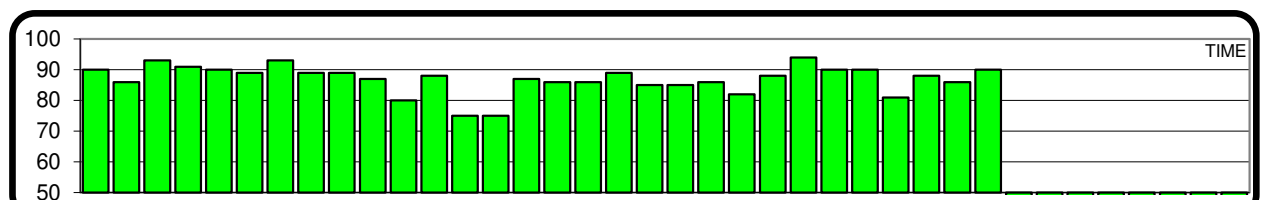
Top 3 - Scores	
First	262 ⁵
Second	262 ²
Third	260 ³
Highest Slow	86
Highest Time	94
Highest Rapid	94
Highest Possible	274
% Tot Scores Above Ave.	50.0%
% Time vs. Rapid	56.7%
% Made Team	73.3%



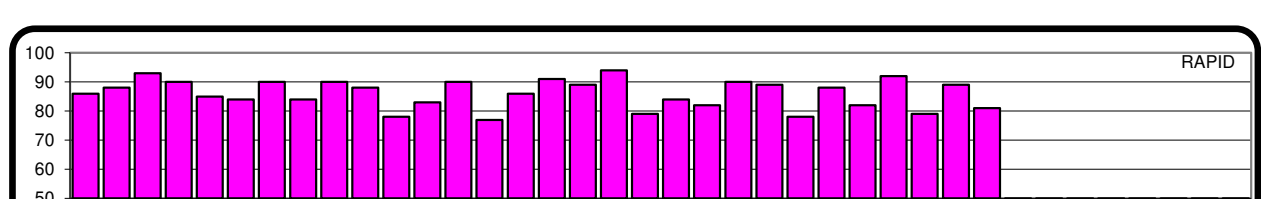
Actual Over All Average 250.133



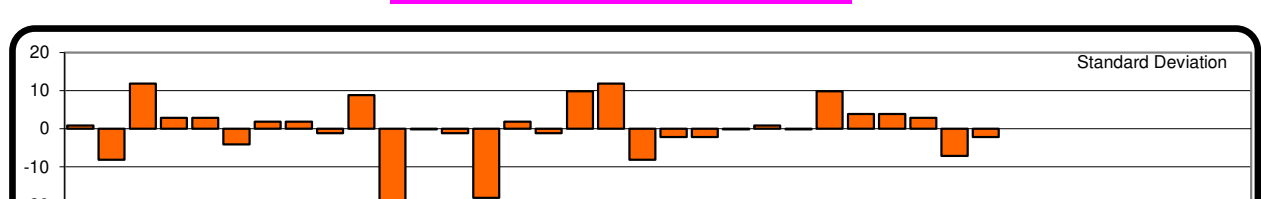
Average SLOW 77.233



Average TIME 86.933



Average RAPID 85.966667



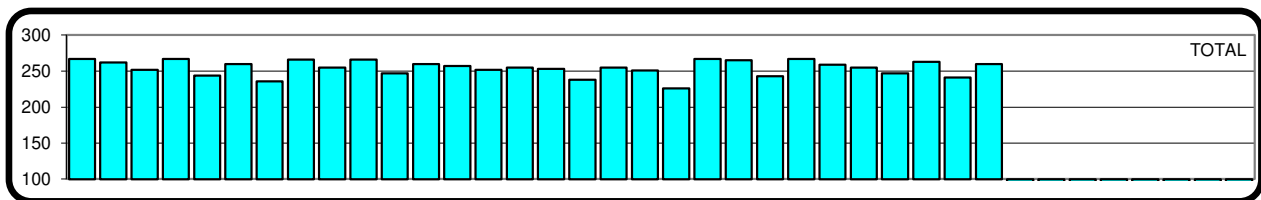
Standard Deviation

Barnett, Theresa SHARPSHOOTER Run date 03/26/24
 EW13 F Last Year Average 254.900 0

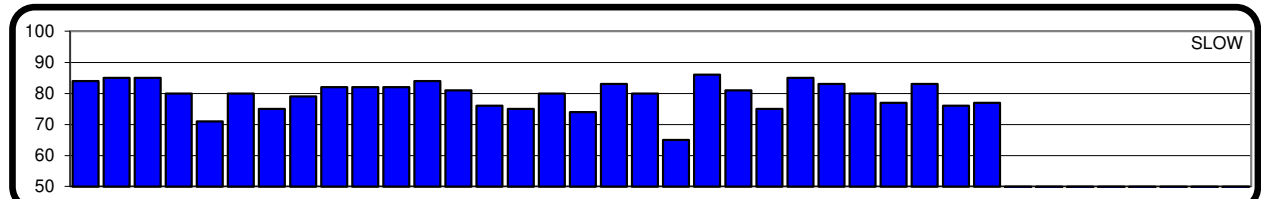
MATCHES:	
Total Scheduled	30
Total Completed	30
Balance Due	0
Drops Allowed	5
Above average	18
Below average	12
At Home Range	14
At Away Range	16
Regular Schedule	29
Make up	1
Made Team	23

Actual Over All Average	254.533 ⁶⁷
Actual Final Average	258.080 ⁶⁶
Possible Final Average	258.080 ⁶⁶
Makeup Average	265.000
Home Average	255.286
Away Average	253.875
1st 12 Matches	256.833
Cleaned Slow	0
Cleaned Time	0
Cleaned Rapid	0
Cleaned Total	0

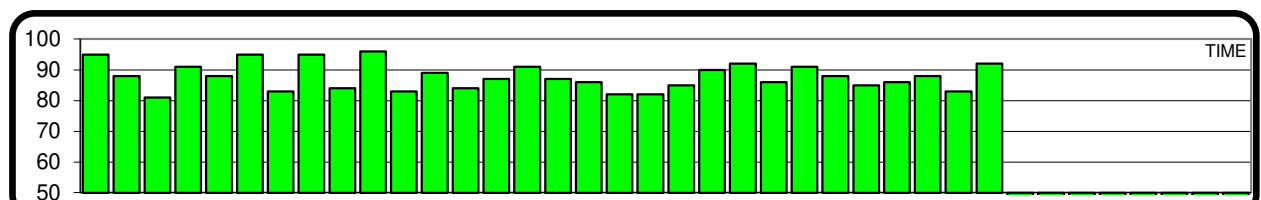
Top 3 - Scores	
First	267 ⁵
Second	267 ⁴
Third	267 ³
Highest Slow	86
Highest Time	96
Highest Rapid	96
Highest Possible	278
% Tot Scores Above Ave.	60.0%
% Time vs. Rapid	53.3%
% Made Team	76.7%



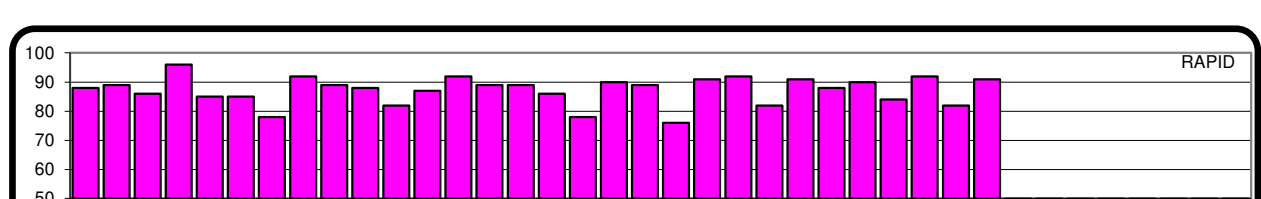
Actual Over All Average 254.533



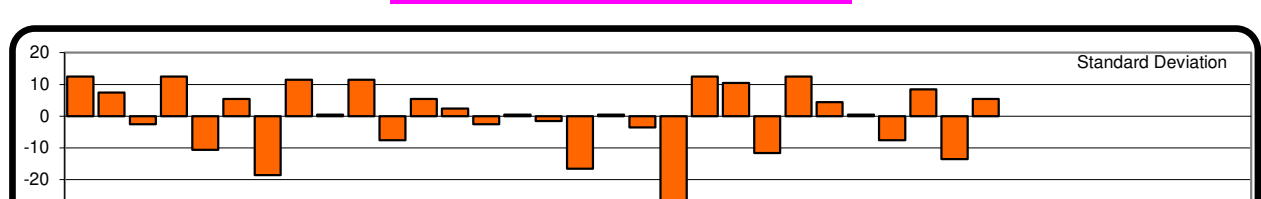
Average SLOW 79.533



Average TIME 87.767



Average RAPID 87.2333333



Standard Deviation

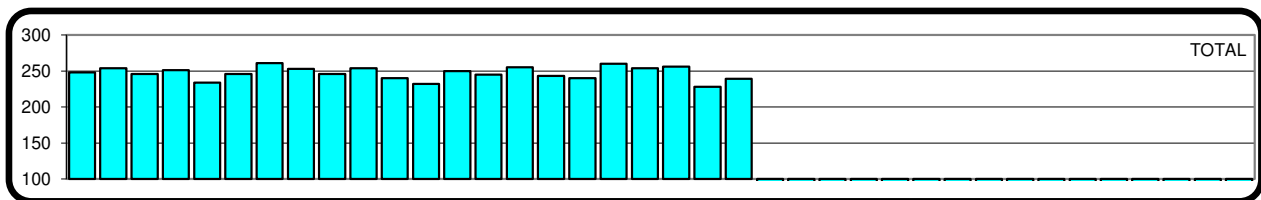
East-West Individual Statistics & Charts CCPL 2023 - 2024

Butch, Karl EXPERT Run date 03/26/24
 EW18 High Club 280 M Last Year Average 0.000 0

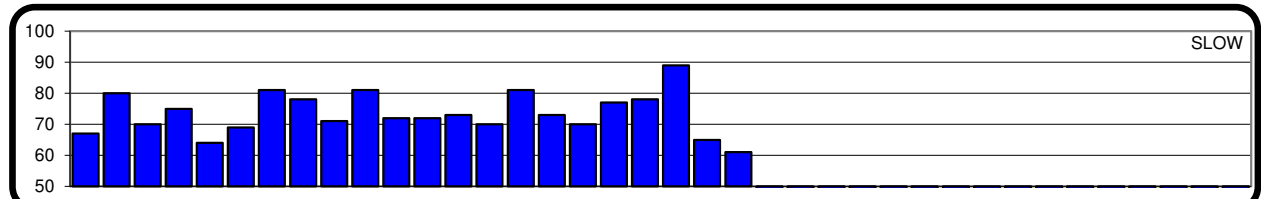
MATCHES:	
Total Scheduled	30
Total Completed	22
Balance Due	8
Drops Allowed	5
Above average	11
Below average	11
At Home Range	12
At Away Range	10
Regular Schedule	22
Make up	0
Made Team	8

Actual Over All Average	247.045 ⁵³
Actual Final Average	247.045 ⁵³
Possible Final Average	250.706 ⁴⁴
Makeup Average	None
Home Average	247.000
Away Average	247.100
1st 12 Matches	247.083
Cleaned Slow	0
Cleaned Time	0
Cleaned Rapid	0
Cleaned Total	0

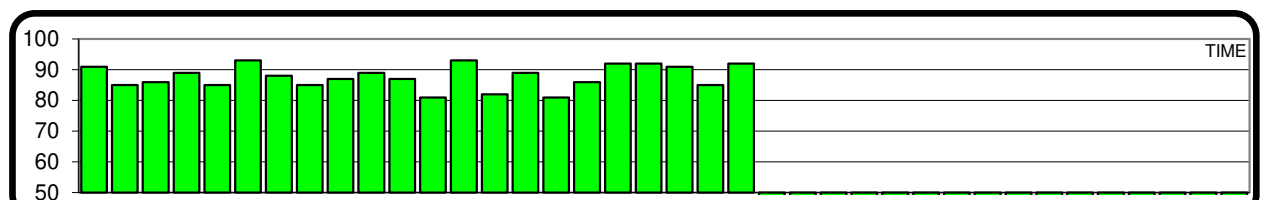
Top 3 - Scores	
First	261 ³
Second	260 ⁵
Third	256 ¹
Highest Slow	89
Highest Time	93
Highest Rapid	93
Highest Possible	275
% Tot Scores Above Ave.	50.0%
% Time vs. Rapid	63.6%
% Made Team	36.4%



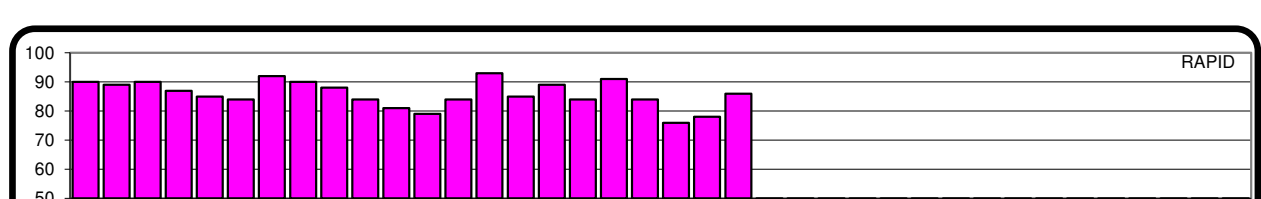
Actual Over All Average 247.045



Average SLOW 73.500



Average TIME 87.682



Average RAPID 85.8636364



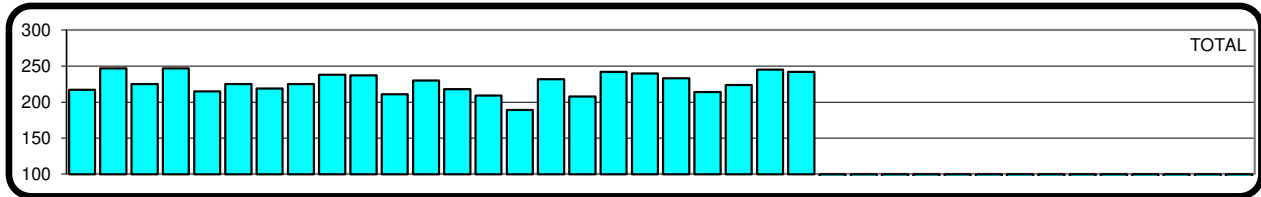
Standard Deviation

Chaney, Joel EXPERT Run date 03/26/24
 EW20 M Last Year Average 201.400 0

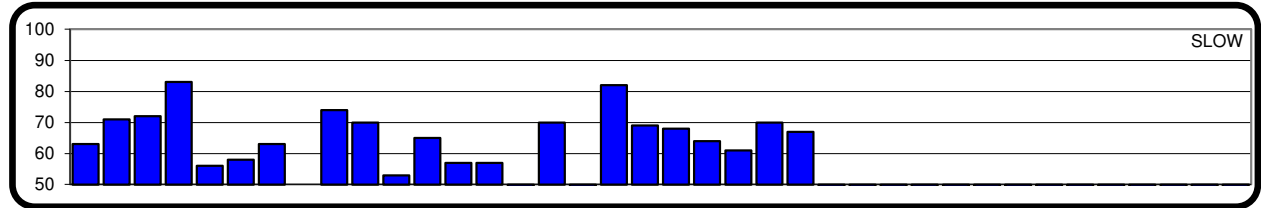
MATCHES:	
Total Scheduled	30
Total Completed	24
Balance Due	6
Drops Allowed	5
Above average	11
Below average	13
At Home Range	10
At Away Range	14
Regular Schedule	24
Make up	0
Made Team	6

Actual Over All Average	226.333 ³²
Actual Final Average	226.333 ³²
Possible Final Average	231.632 ²⁶
Makeup Average	None
Home Average	220.300
Away Average	230.643
1st 12 Matches	228.000
Cleaned Slow	0
Cleaned Time	0
Cleaned Rapid	0
Cleaned Total	0

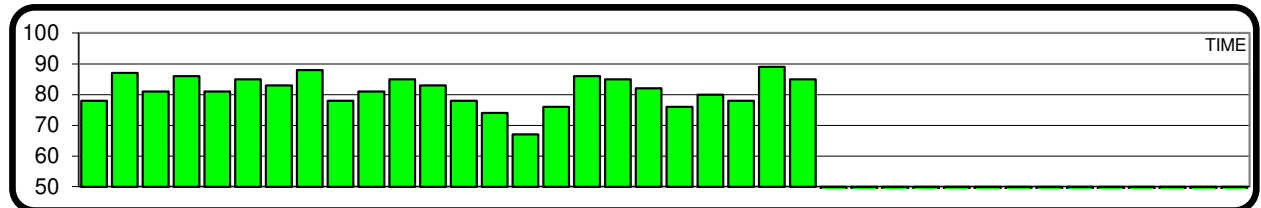
Top 3 - Scores	
First	247 ²
Second	247 ⁰
Third	245 ¹
Highest Slow	83
Highest Time	89
Highest Rapid	90
Highest Possible	262
% Tot Scores Above Ave.	45.8%
% Time vs. Rapid	54.2%
% Made Team	25.0%



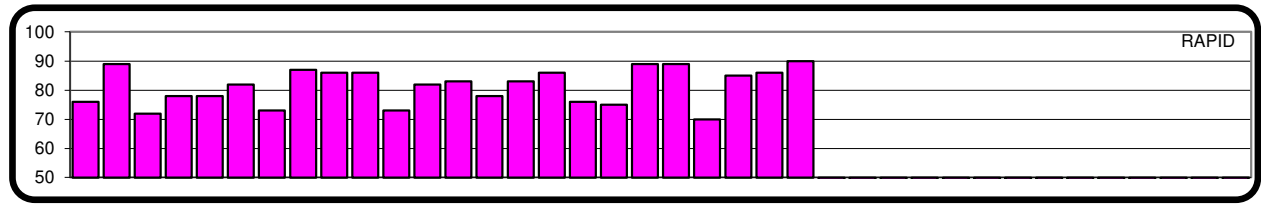
Actual Over All Average 226.333



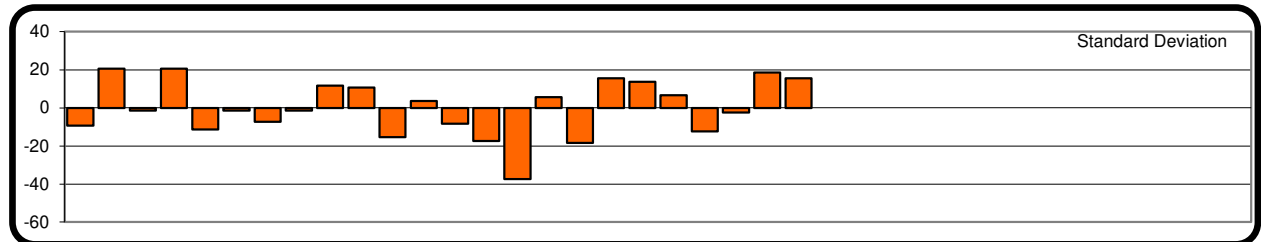
Average SLOW 63.667



Average TIME 81.333



Average RAPID 81.3333333



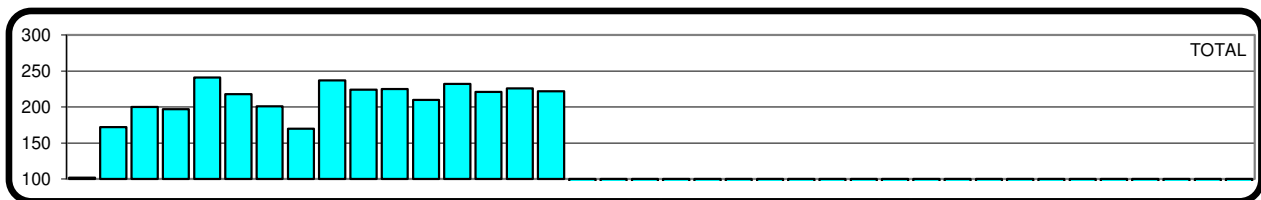
Standard Deviation

Elbert, Lorne PRO-MARKSMAN Run date 03/26/24
 EW26 M Last Year Average NONE 0

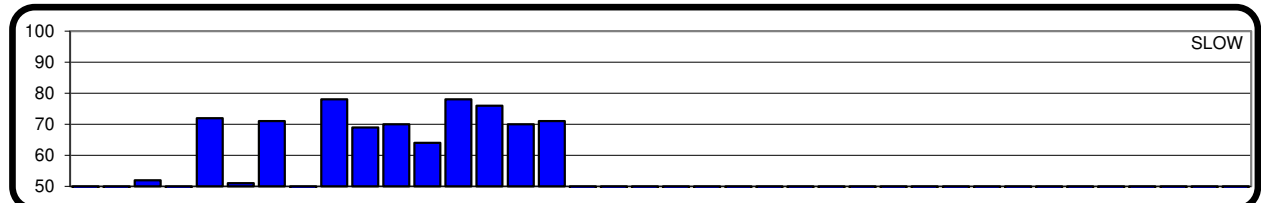
MATCHES:	
Total Scheduled	30
Total Completed	16
Balance Due	14
Drops Allowed	5
Above average	10
Below average	6
At Home Range	6
At Away Range	10
Regular Schedule	14
Make up	2
Made Team	0

Actual Over All Average	206.125 ¹⁴
Actual Final Average	206.125 ¹⁴
Possible Final Average	223.364 ¹¹
Makeup Average	211.500
Home Average	216.333
Away Average	200.000
1st 12 Matches	199.750
Cleaned Slow	0
Cleaned Time	0
Cleaned Rapid	0
Cleaned Total	0

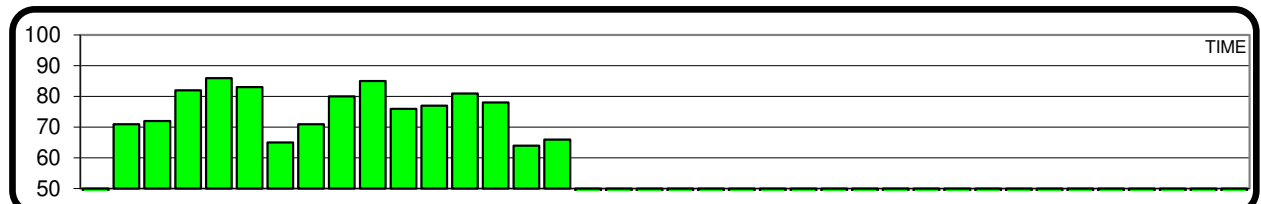
Top 3 - Scores	
First	241 ¹
Second	237 ²
Third	232 ²
Highest Slow	78
Highest Time	86
Highest Rapid	92
Highest Possible	256
% Tot Scores Above Ave.	62.5%
% Time vs. Rapid	50.0%
% Made Team	0.0%



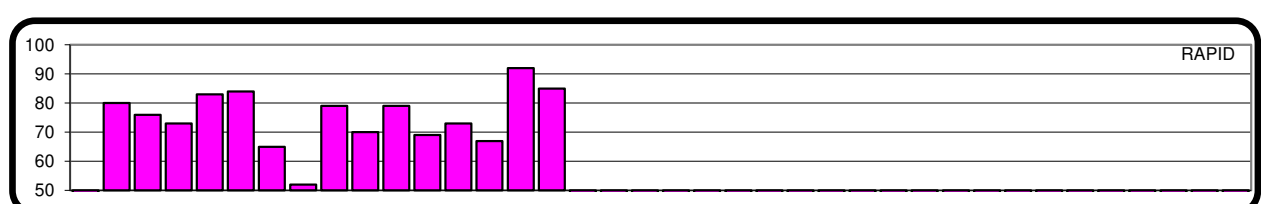
Actual Over All Average 206.125



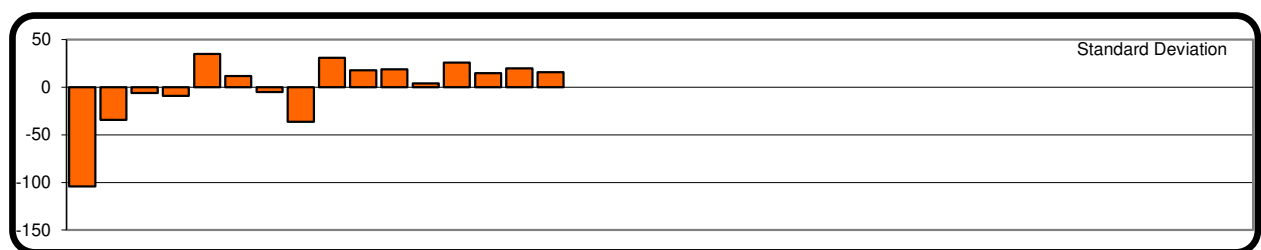
Average SLOW 60.938



Average TIME 71.875



Average RAPID 73.3125



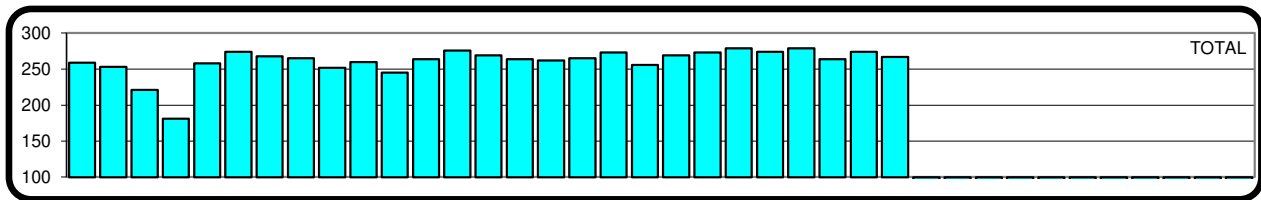
Standard Deviation

Graf, Ken MASTER Run date 03/26/24
 EW35 High Club 295 M Last Year Average 269.100 0

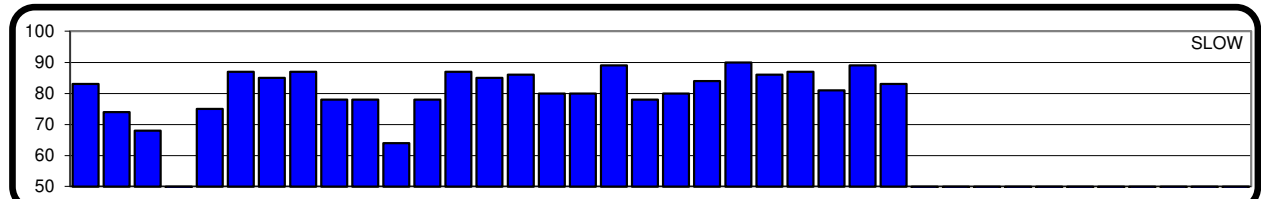
MATCHES:	
Total Scheduled	30
Total Completed	27
Balance Due	3
Drops Allowed	5
Above average	18
Below average	9
At Home Range	16
At Away Range	11
Regular Schedule	24
Make up	3
Made Team	18

Actual Over All Average	260.889 ⁹⁰
Actual Final Average	265.680 ⁸²
Possible Final Average	267.818 ⁷⁵
Makeup Average	270.333
Home Average	254.313
Away Average	270.455
1st 12 Matches	250.000
Cleaned Slow	0
Cleaned Time	0
Cleaned Rapid	0
Cleaned Total	0

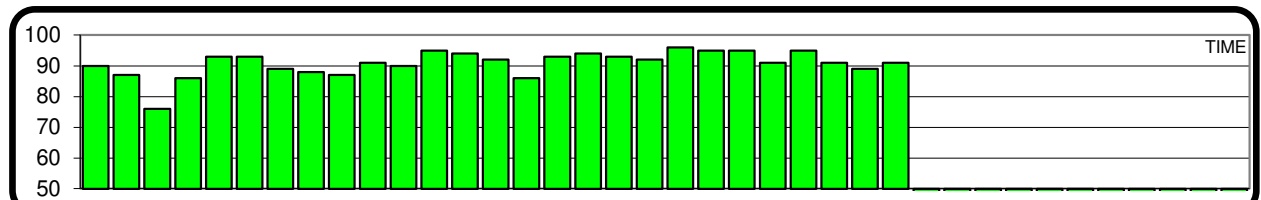
Top 3 - Scores	
First	279 ⁴
Second	279 ³
Third	276 ³
Highest Slow	90
Highest Time	96
Highest Rapid	97
Highest Possible	283
% Tot Scores Above Ave.	66.7%
% Time vs. Rapid	40.7%
% Made Team	66.7%



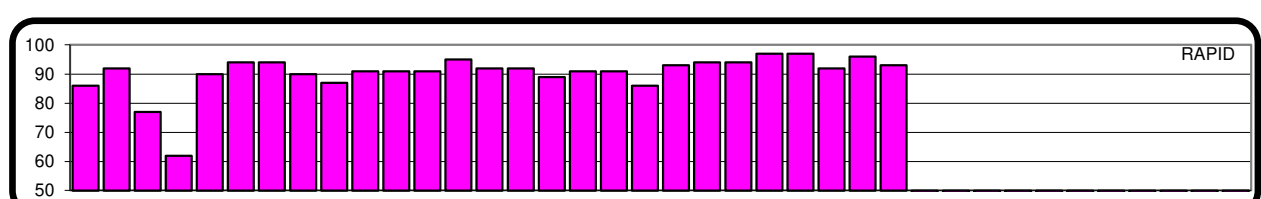
Actual Over All Average 260.889



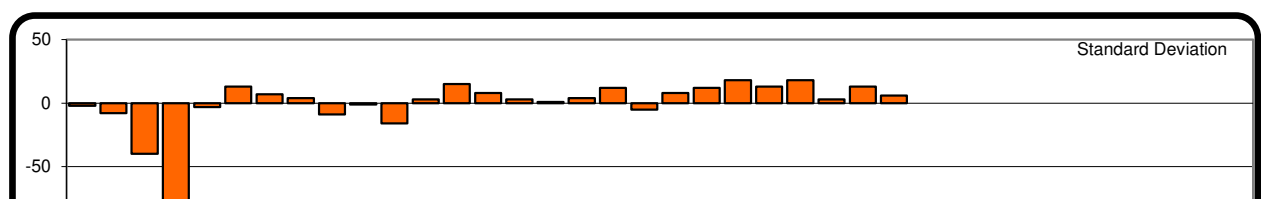
Average SLOW 79.815



Average TIME 90.815



Average RAPID 90.2592593



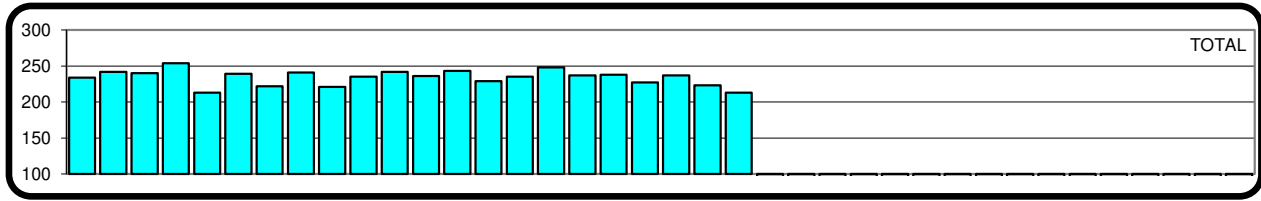
Standard Deviation

Kratz, John MARKSMAN Run date 03/26/24
 EW45 M Last Year Average 238.800 0

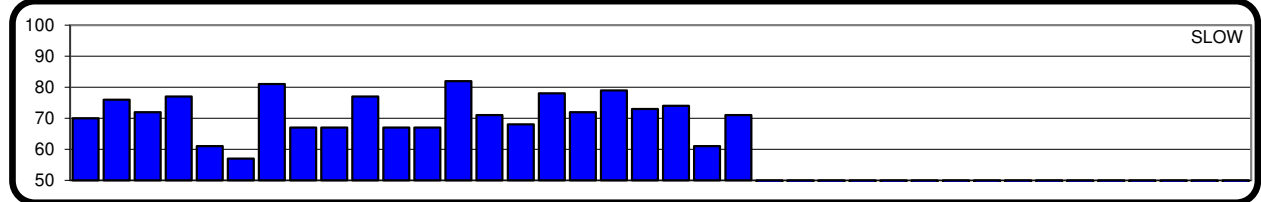
MATCHES:	
Total Scheduled	30
Total Completed	22
Balance Due	8
Drops Allowed	5
Above average	14
Below average	8
At Home Range	10
At Away Range	12
Regular Schedule	22
Make up	0
Made Team	1

Actual Over All Average	234.045 ⁴⁴
Actual Final Average	234.045 ⁴⁴
Possible Final Average	238.647 ³⁵
Makeup Average	None
Home Average	239.200
Away Average	229.750
1st 12 Matches	234.917
Cleaned Slow	0
Cleaned Time	0
Cleaned Rapid	0
Cleaned Total	0

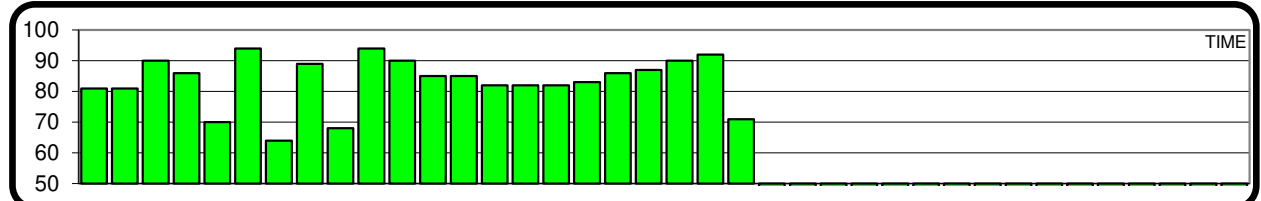
Top 3 - Scores	
First	254 ⁴
Second	248 ¹
Third	243 ⁴
Highest Slow	82
Highest Time	94
Highest Rapid	91
Highest Possible	267
% Tot Scores Above Ave.	63.6%
% Time vs. Rapid	59.1%
% Made Team	4.5%



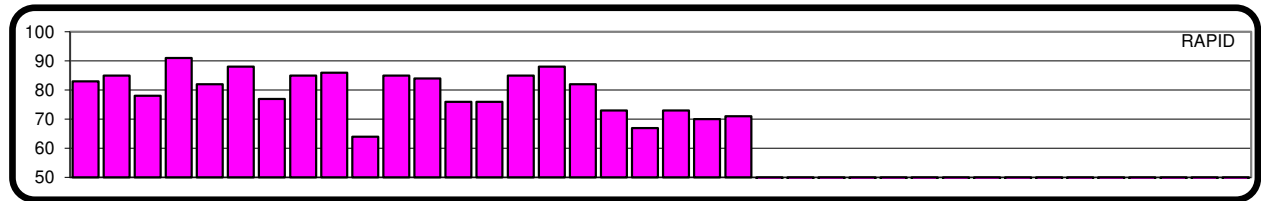
Actual Over All Average 234.045



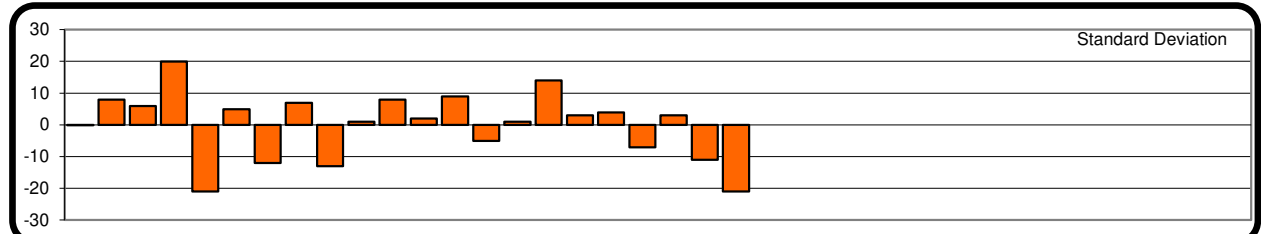
Average SLOW 71.273



Average TIME 83.273



Average RAPID 79.5



Standard Deviation


East-West Individual Statistics & Charts CCPL 2023 - 2024

Ladd, John HIGH MASTER Run date 03/26/24
 EW50 High Club 295 M Last Year Average 280.167 0


MATCHES:	
Total Scheduled	30
Total Completed	14
Balance Due	16
Drops Allowed	5
Above average	8
Below average	6
At Home Range	8
At Away Range	6
Regular Schedule	14
Make up	0
Made Team	10

Actual Over All Average	280.714 ⁷⁷
Actual Final Average	280.714 ⁷⁷
Possible Final Average	283.222 ⁵²
Makeup Average	None
Home Average	281.125
Away Average	280.167
1st 12 Matches	280.750
Cleaned Slow	0
Cleaned Time	0
Cleaned Rapid	0
Cleaned Total	0


Top 3 - Scores	
First	289 ⁸
Second	285 ⁹
Third	285 ⁴
Highest Slow	96
Highest Time	98
Highest Rapid	99
Highest Possible	293
% Tot Scores Above Ave.	57.1%
% Time vs. Rapid	35.7%
% Made Team	71.4%




Actual Over All Average 280.714




Average SLOW 88.143



Average TIME 96.286



Average RAPID 96.2857143



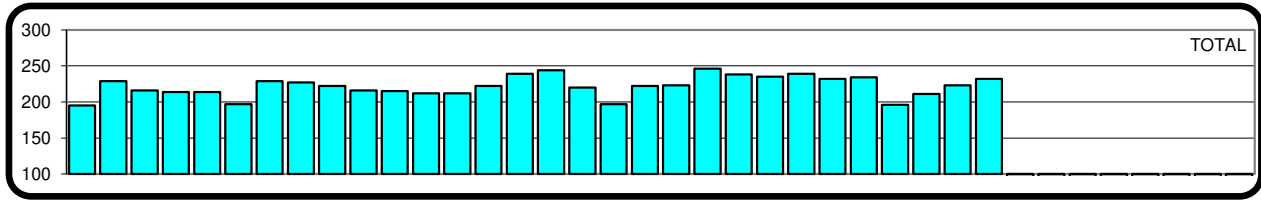
Standard Deviation

Lauerhass, Keith			SHARPSHOOTER		Run date 03/26/24
EW52	High Club	280	M	Last Year Average	225.267 0

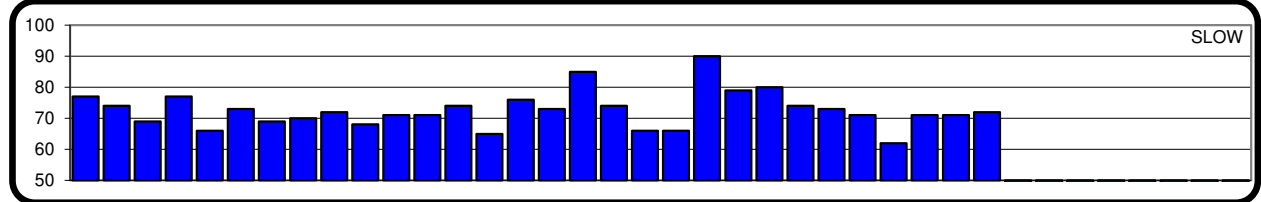
MATCHES:	
Total Scheduled	30
Total Completed	30
Balance Due	0
Drops Allowed	5
Above average	17
Below average	13
At Home Range	12
At Away Range	18
Regular Schedule	30
Make up	0
Made Team	6

Actual Over All Average	221.700 ²⁴
Actual Final Average	226.200 ²³
Possible Final Average	226.200 ²³
Makeup Average	None
Home Average	222.833
Away Average	220.944
1st 12 Matches	215.500
Cleaned Slow	0
Cleaned Time	0
Cleaned Rapid	0
Cleaned Total	0

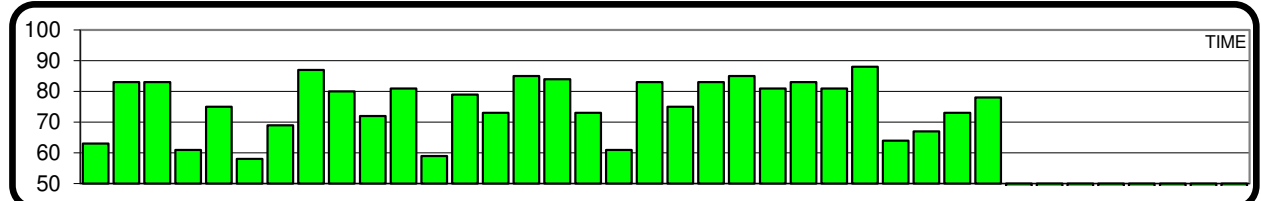
Top 3 - Scores	
First	246 ¹
Second	244 ¹
Third	239 ²
Highest Slow	90
Highest Time	88
Highest Rapid	91
Highest Possible	269
% Tot Scores Above Ave.	56.7%
% Time vs. Rapid	56.7%
% Made Team	20.0%



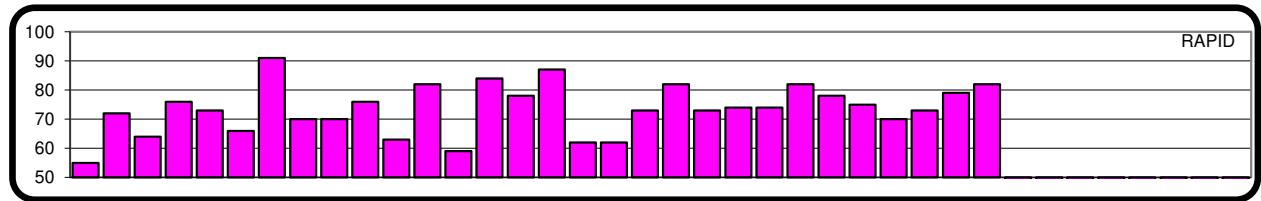
Actual Over All Average 221.700



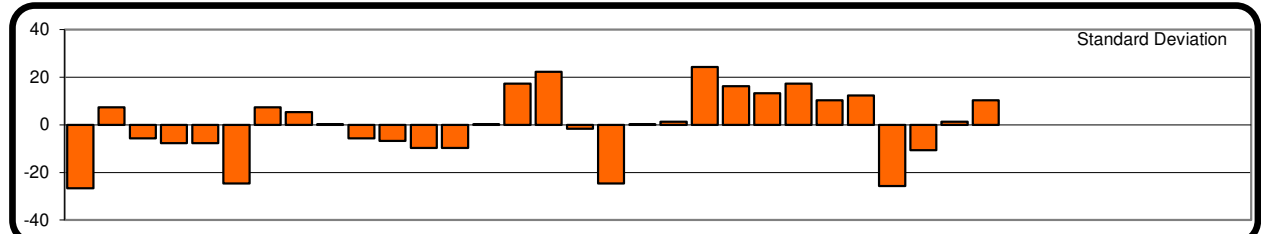
Average SLOW 72.633



Average TIME 75.567



Average RAPID 73.5



Standard Deviation

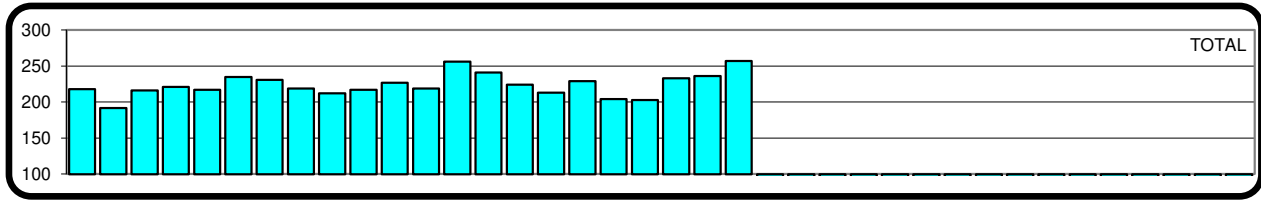
Novak, Craig MARKSMAN Run date 03/26/24
 EW72 M Last Year Average 209.462 0

MATCHES:

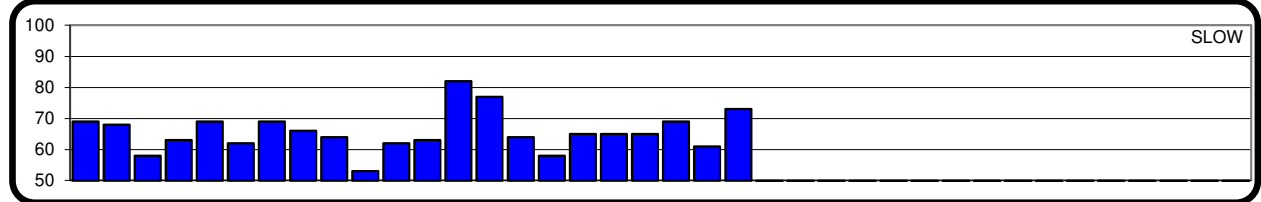
Total Scheduled	30
Total Completed	22
Balance Due	8
Drops Allowed	5
Above average	10
Below average	12
At Home Range	8
At Away Range	14
Regular Schedule	22
Make up	0
Made Team	6

Actual Over All Average	223.636 ²⁰
Actual Final Average	223.636 ²⁰
Possible Final Average	229.176 ¹⁶
Makeup Average	None
Home Average	222.125
Away Average	224.500
1st 12 Matches	218.667
Cleaned Slow	0
Cleaned Time	0
Cleaned Rapid	0
Cleaned Total	0

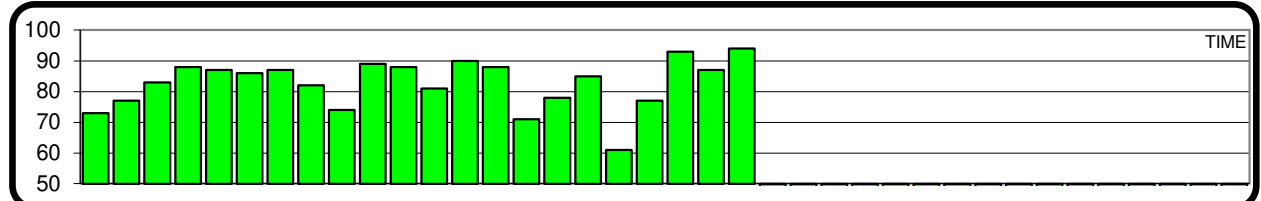
Top 3 - Scores	
First	257 ³
Second	256 ¹
Third	241 ¹
Highest Slow	82
Highest Time	94
Highest Rapid	90
Highest Possible	266
% Tot Scores Above Ave.	45.5%
% Time vs. Rapid	72.7%
% Made Team	27.3%



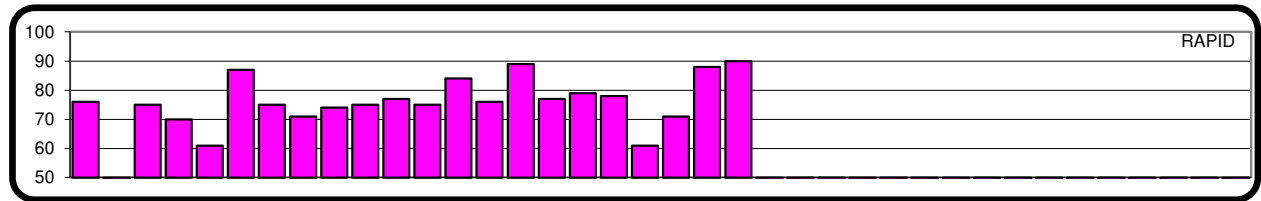
Actual Over All Average 223.636



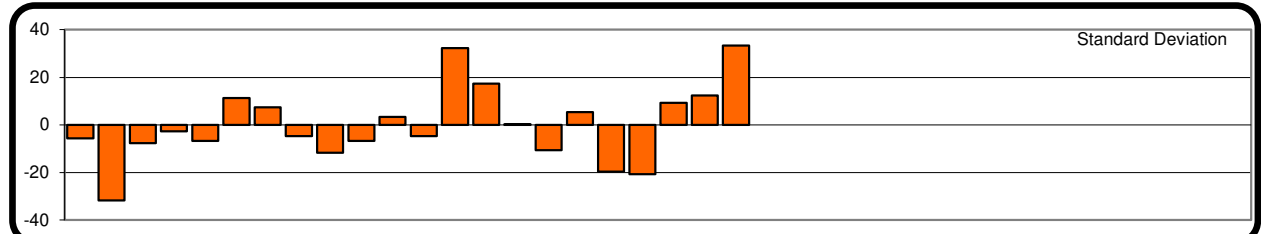
Average SLOW 65.682



Average TIME 82.682



Average RAPID 75.2727273



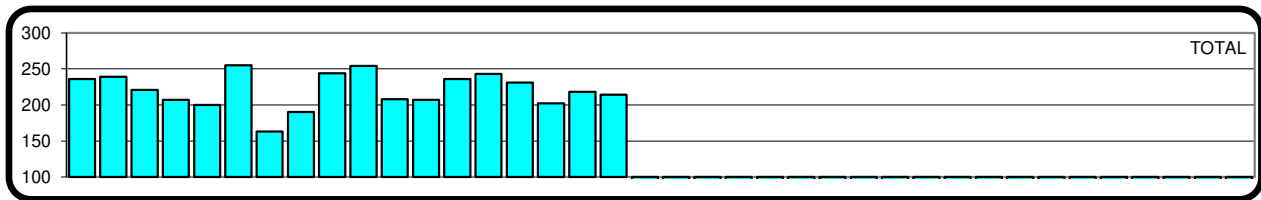
Standard Deviation

Novak, Josh SHARPSHOOTER Run date 03/26/24
 EW74 M Last Year Average DNQ 0

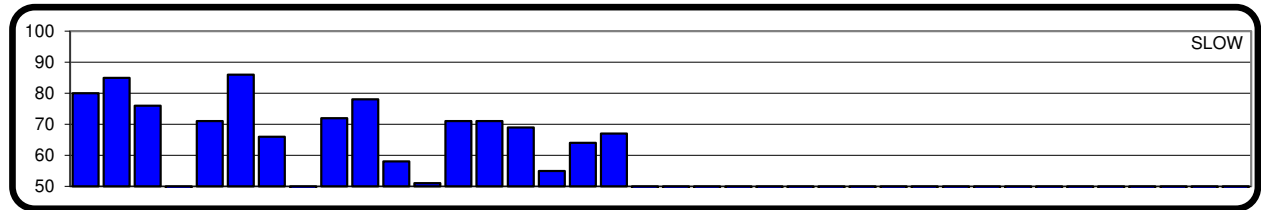
MATCHES:	
Total Scheduled	30
Total Completed	18
Balance Due	12
Drops Allowed	5
Above average	9
Below average	9
At Home Range	6
At Away Range	12
Regular Schedule	18
Make up	0
Made Team	4

Actual Over All Average	220.444 ¹⁹
Actual Final Average	220.444 ¹⁹
Possible Final Average	231.231 ¹⁵
Makeup Average	None
Home Average	221.167
Away Average	220.083
1st 12 Matches	218.667
Cleaned Slow	0
Cleaned Time	0
Cleaned Rapid	0
Cleaned Total	0

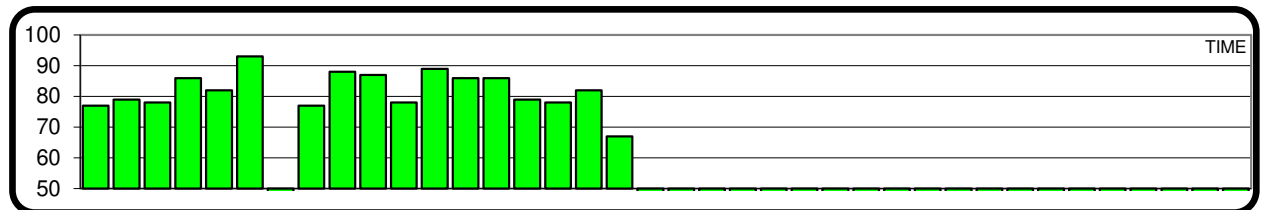
Top 3 - Scores	
First	255 ³
Second	254 ¹
Third	244 ³
Highest Slow	86
Highest Time	93
Highest Rapid	89
Highest Possible	268
% Tot Scores Above Ave.	50.0%
% Time vs. Rapid	66.7%
% Made Team	22.2%



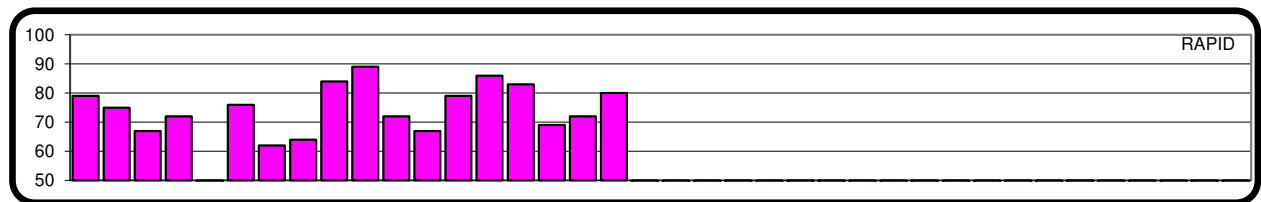
Actual Over All Average 220.444



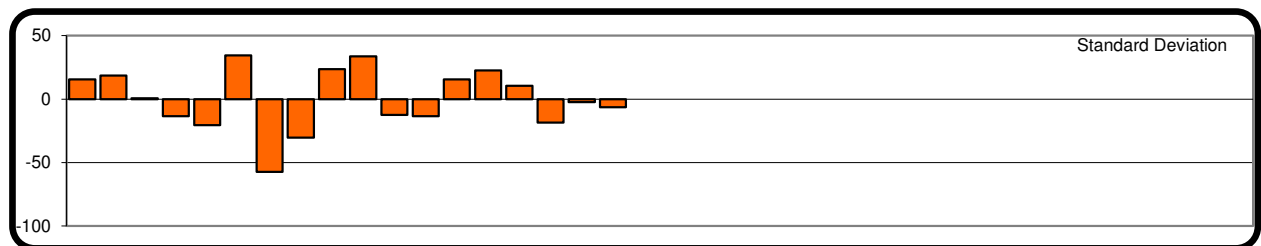
Average SLOW 67.667



Average TIME 79.278



Average RAPID 73.5



Standard Deviation


East-West Individual Statistics & Charts CCPL 2023 - 2024

Schmitz, Greg MASTER Run date 03/26/24
 EW84 High Club 290 M Last Year Average DNQ 0


MATCHES:	
Total Scheduled	30
Total Completed	6
Balance Due	24
Drops Allowed	5
Above average	3
Below average	3
At Home Range	0
At Away Range	6
Regular Schedule	6
Make up	0
Made Team	0

Actual Over All Average	148.833 ²
Actual Final Average	148.833 ²
Possible Final Average	178.000 ¹
Makeup Average	None
Home Average	None
Away Average	148.833
1st 12 Matches	None
Cleaned Slow	0
Cleaned Time	0
Cleaned Rapid	0
Cleaned Total	0


Top 3 - Scores	
First	178 ¹
Second	165 ⁰
Third	150 ⁰
Highest Slow	62
Highest Time	66
Highest Rapid	74
Highest Possible	202
% Tot Scores Above Ave.	50.0%
% Time vs. Rapid	50.0%
% Made Team	0.0%




Actual Over All Average 148.833




Average SLOW 42.500



Average TIME 52.667



Average RAPID 53.666667



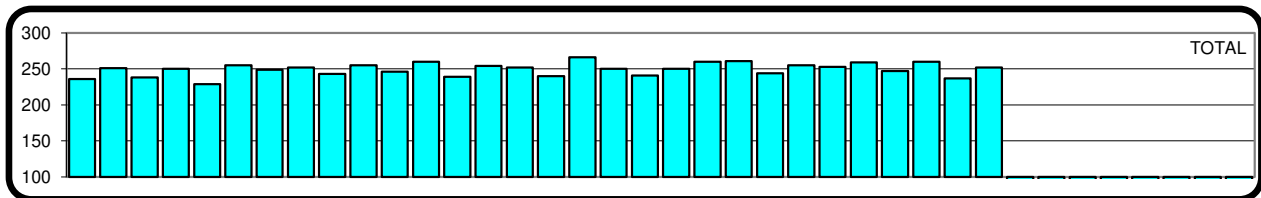
Standard Deviation

Setlock, John PRO-MARKSMAN Run date 03/26/24
 EW86 M Last Year Average 221.567 0

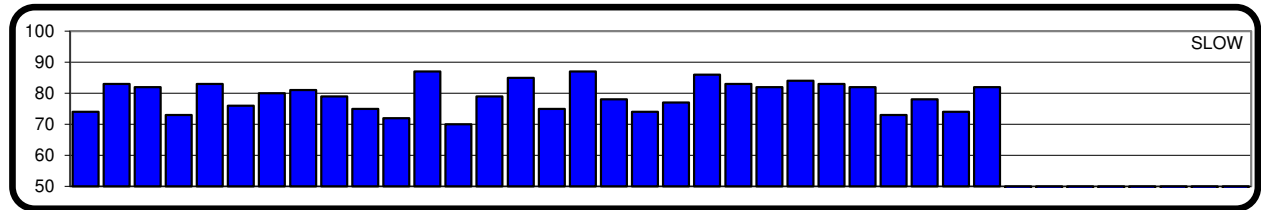
MATCHES:	
Total Scheduled	30
Total Completed	30
Balance Due	0
Drops Allowed	5
Above average	18
Below average	12
At Home Range	14
At Away Range	16
Regular Schedule	30
Make up	0
Made Team	23

Actual Over All Average	249.467 ⁶¹
Actual Final Average	252.200 ⁵⁶
Possible Final Average	252.200 ⁵⁶
Makeup Average	None
Home Average	249.571
Away Average	249.375
1st 12 Matches	247.000
Cleaned Slow	0
Cleaned Time	0
Cleaned Rapid	0
Cleaned Total	0

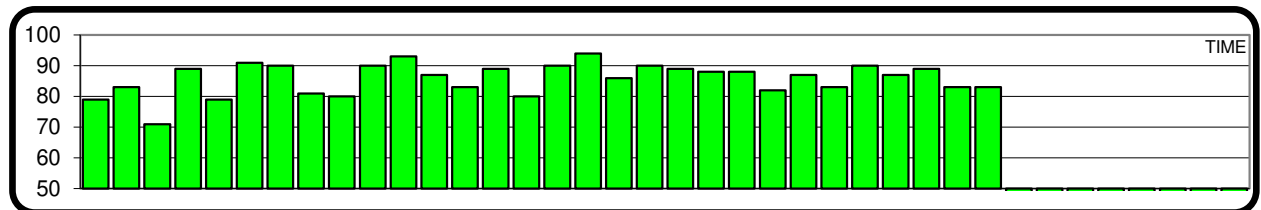
Top 3 - Scores	
First	266 ²
Second	261 ³
Third	260 ⁴
Highest Slow	87
Highest Time	94
Highest Rapid	93
Highest Possible	274
% Tot Scores Above Ave.	60.0%
% Time vs. Rapid	53.3%
% Made Team	76.7%



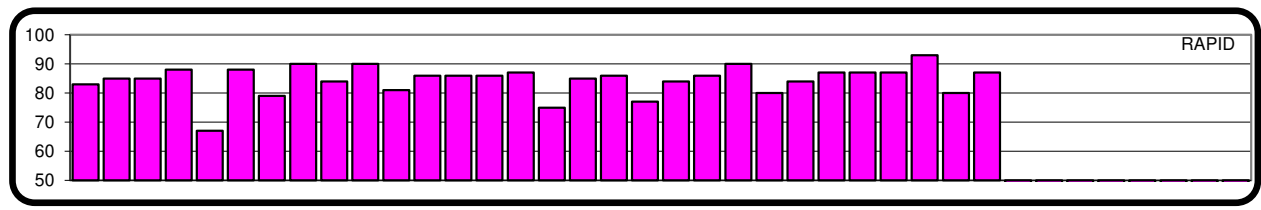
Actual Over All Average 249.467



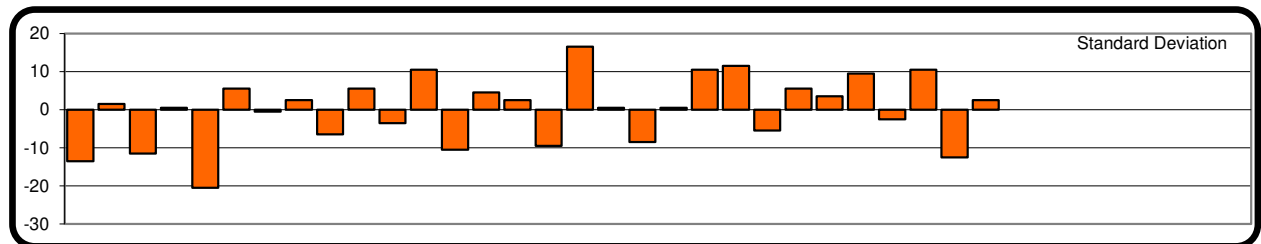
Average SLOW 79.233



Average TIME 85.800



Average RAPID 84.4333333



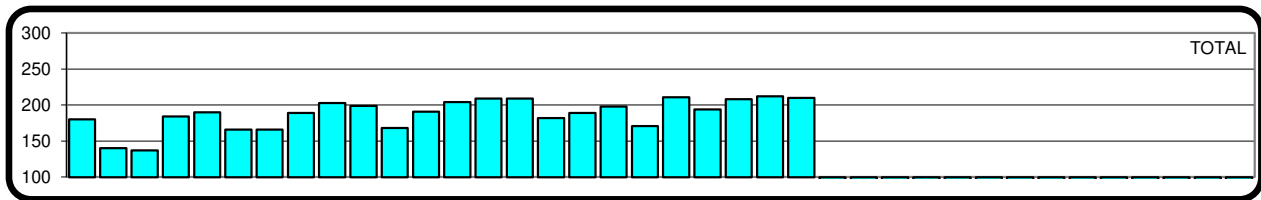
Standard Deviation

Weber, Joe PRO-MARKSMAN Run date 03/26/24
 EW92 M Last Year Average 135.667 0

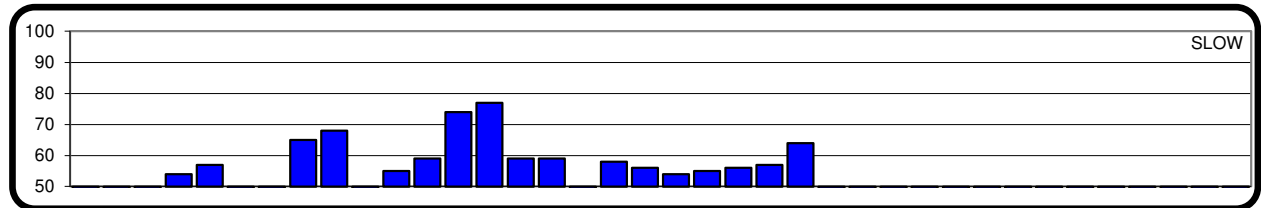
MATCHES:	
Total Scheduled	30
Total Completed	24
Balance Due	6
Drops Allowed	5
Above average	15
Below average	9
At Home Range	10
At Away Range	14
Regular Schedule	21
Make up	3
Made Team	0

Actual Over All Average	187.917 ¹³
Actual Final Average	187.917 ¹³
Possible Final Average	196.474 ⁹
Makeup Average	200.667
Home Average	188.300
Away Average	187.643
1st 12 Matches	176.083
Cleaned Slow	0
Cleaned Time	0
Cleaned Rapid	0
Cleaned Total	0

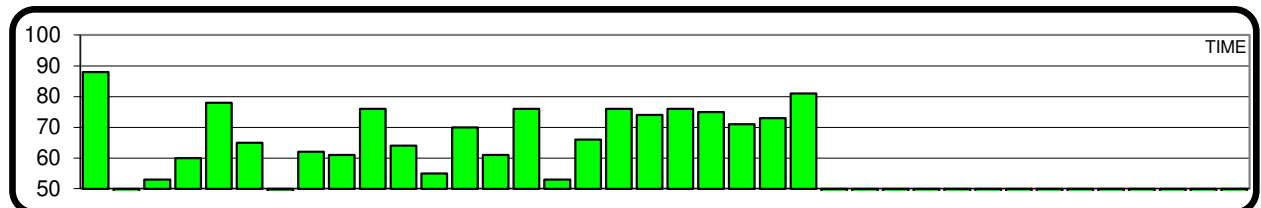
Top 3 - Scores	
First	212 ²
Second	211 ⁰
Third	210 ⁰
Highest Slow	77
Highest Time	88
Highest Rapid	82
Highest Possible	247
% Tot Scores Above Ave.	62.5%
% Time vs. Rapid	45.8%
% Made Team	0.0%



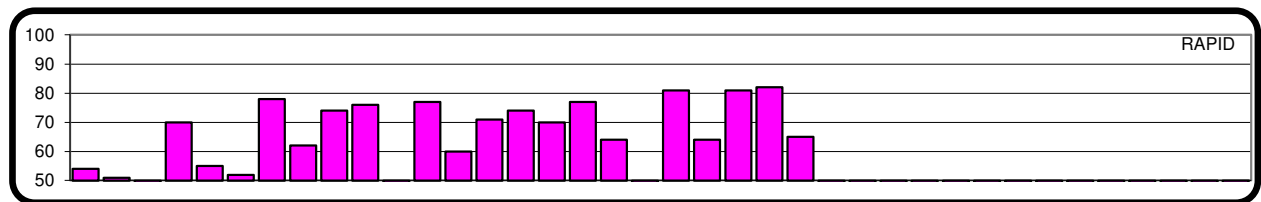
Actual Over All Average 187.917



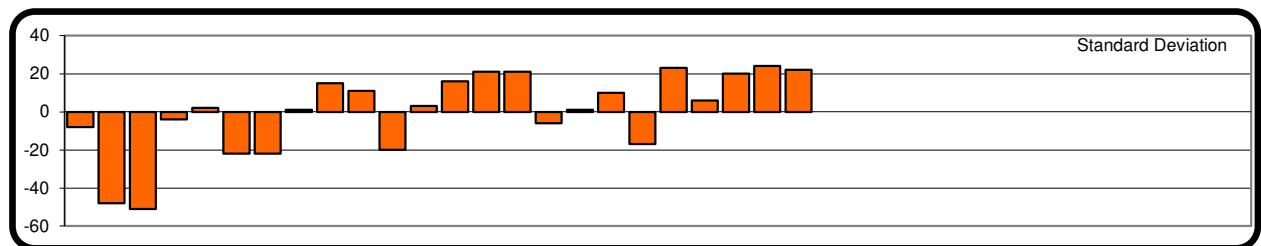
Average SLOW 55.708



Average TIME 67.042



Average RAPID 65.166667




Standard Deviation

Curry, Lawrence PRO-MARKSMAN Run date 03/26/24
 KW13 M Last Year Average DNQ 0

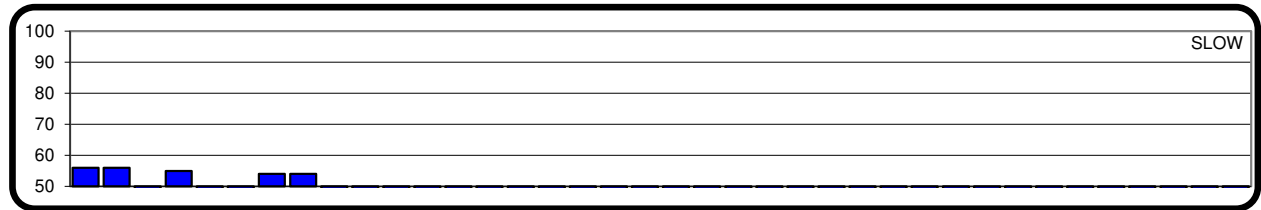
MATCHES:	
Total Scheduled	30
Total Completed	8
Balance Due	22
Drops Allowed	5
Above average	5
Below average	3
At Home Range	6
At Away Range	2
Regular Schedule	8
Make up	0
Made Team	0

Actual Over All Average	161.625 ⁵
Actual Final Average	161.625 ⁵
Possible Final Average	178.333 ¹
Makeup Average	None
Home Average	161.333
Away Average	162.500
1st 12 Matches	None
Cleaned Slow	0
Cleaned Time	0
Cleaned Rapid	0
Cleaned Total	0

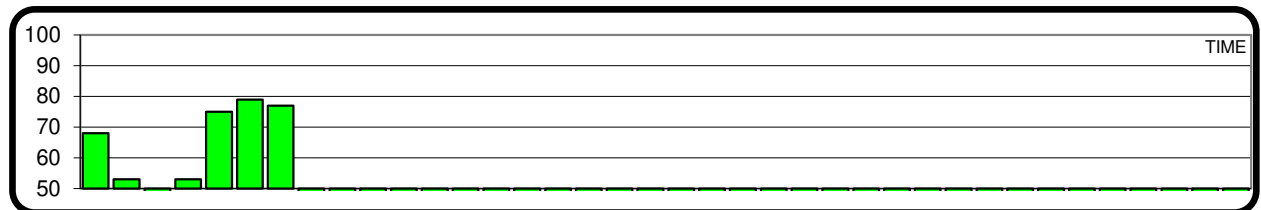
Top 3 - Scores	
First	182 ⁰
Second	178 ⁰
Third	175 ¹
Highest Slow	56
Highest Time	79
Highest Rapid	67
Highest Possible	202
% Tot Scores Above Ave.	62.5%
% Time vs. Rapid	62.5%
% Made Team	0.0%



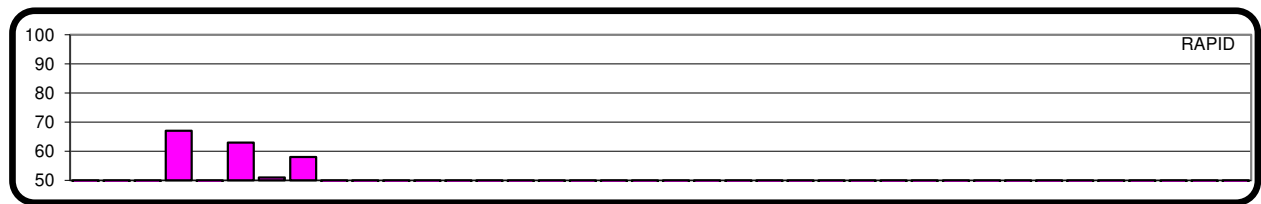
Actual Over All Average 161.625




Average SLOW 49.000



Average TIME 59.375



Average RAPID 53.25



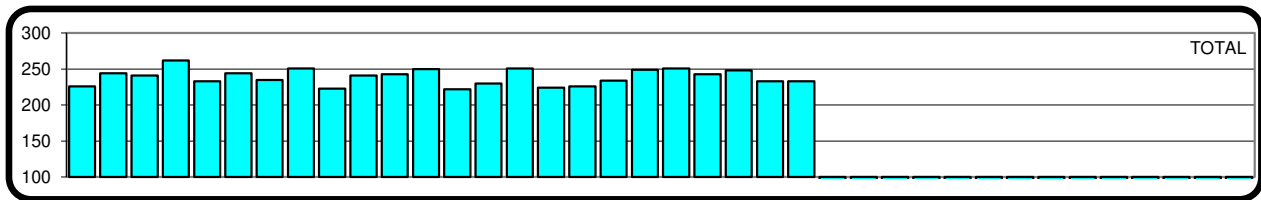
Standard Deviation

Dobson, Bill EXPERT Run date 03/26/24
 KW26 High Club 280 M Last Year Average 250.800 0

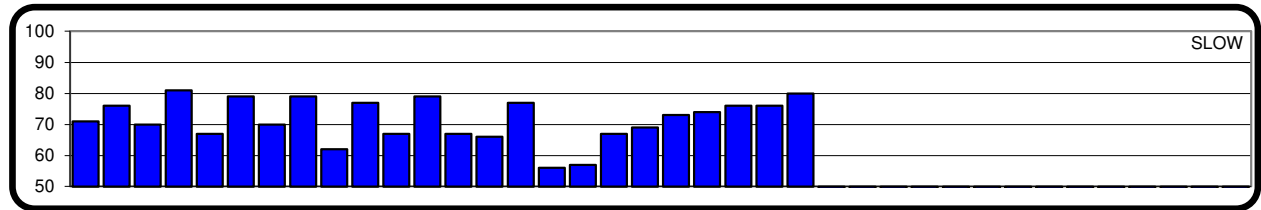
MATCHES:	
Total Scheduled	30
Total Completed	24
Balance Due	6
Drops Allowed	5
Above average	13
Below average	11
At Home Range	10
At Away Range	14
Regular Schedule	24
Make up	0
Made Team	17

Actual Over All Average	239.042 ⁴⁹
Actual Final Average	239.042 ⁴⁹
Possible Final Average	242.947 ⁴³
Makeup Average	None
Home Average	240.100
Away Average	238.286
1st 12 Matches	241.083
Cleaned Slow	0
Cleaned Time	0
Cleaned Rapid	0
Cleaned Total	0

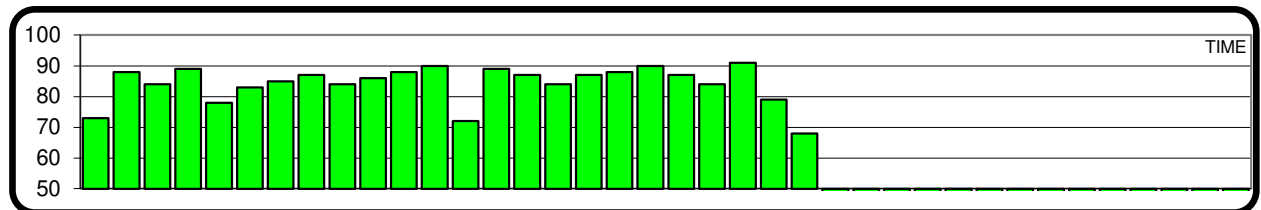
Top 3 - Scores	
First	262 ⁷
Second	251 ³
Third	251 ²
Highest Slow	81
Highest Time	91
Highest Rapid	92
Highest Possible	264
% Tot Scores Above Ave.	54.2%
% Time vs. Rapid	50.0%
% Made Team	70.8%



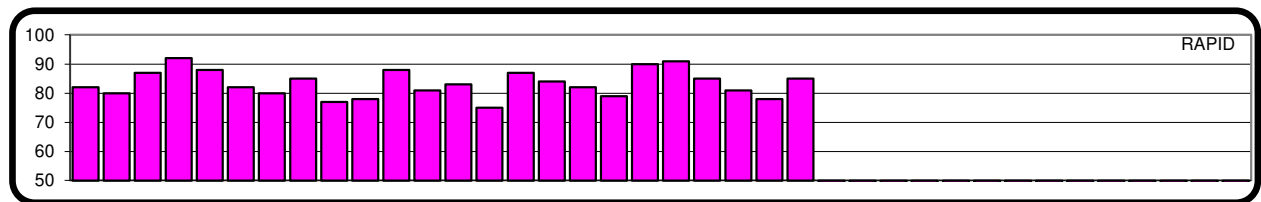
Actual Over All Average 239.042



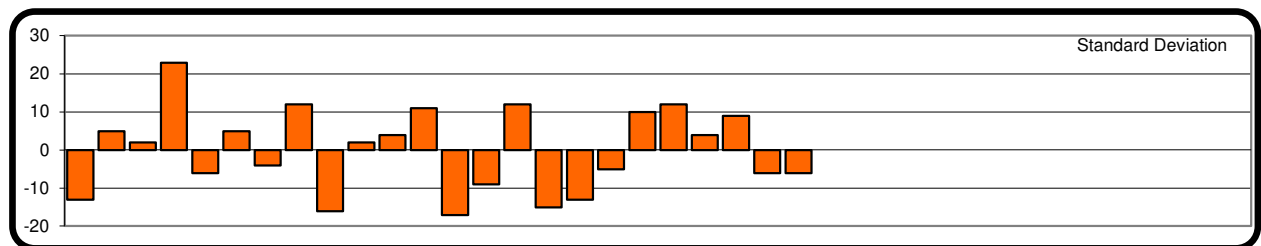
Average SLOW 71.500



Average TIME 84.208



Average RAPID 83.333333



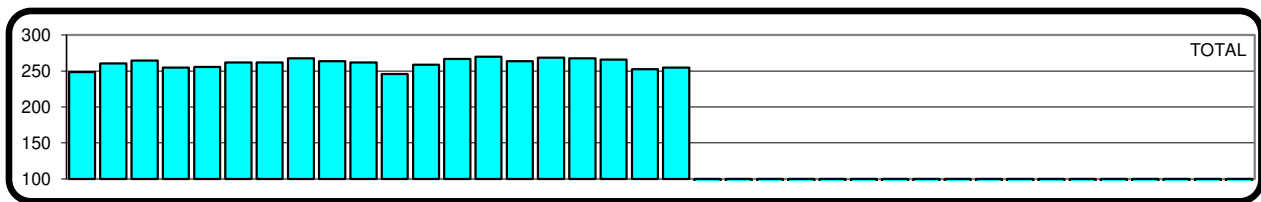
Standard Deviation 10.5

Donaldson, Pat EXPERT Run date 03/26/24
 KW22 High Club 280 M Last Year Average 265.115 0

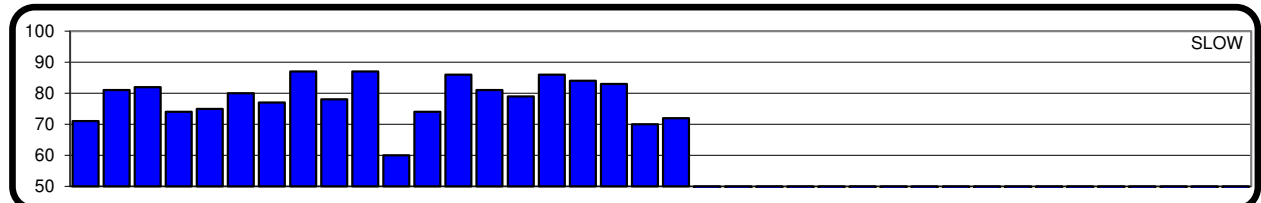
MATCHES:	
Total Scheduled	30
Total Completed	20
Balance Due	10
Drops Allowed	5
Above average	12
Below average	8
At Home Range	10
At Away Range	10
Regular Schedule	20
Make up	0
Made Team	18

Actual Over All Average	261.050 ⁷⁶
Actual Final Average	261.050 ⁷⁶
Possible Final Average	264.200 ⁵⁸
Makeup Average	None
Home Average	262.700
Away Average	259.400
1st 12 Matches	259.083
Cleaned Slow	0
Cleaned Time	0
Cleaned Rapid	0
Cleaned Total	0

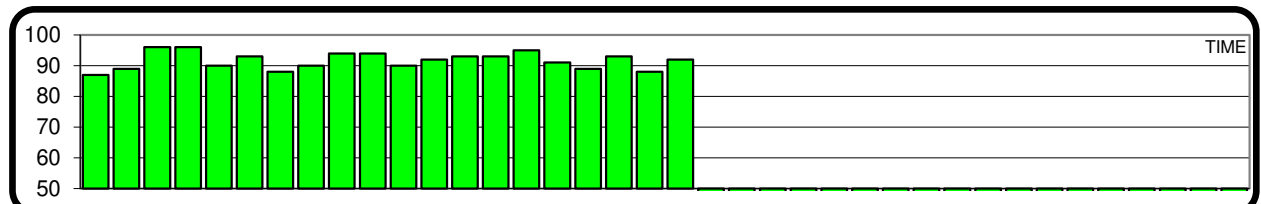
Top 3 - Scores	
First	270 ⁸
Second	269 ⁶
Third	268 ⁴
Highest Slow	87
Highest Time	96
Highest Rapid	97
Highest Possible	280
% Tot Scores Above Ave.	60.0%
% Time vs. Rapid	45.0%
% Made Team	90.0%



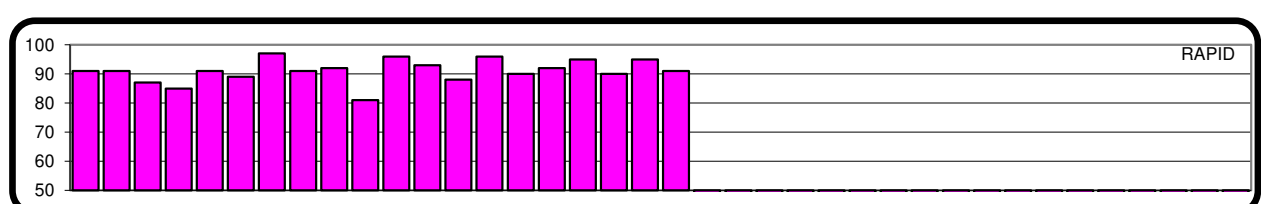
Actual Over All Average 261.050



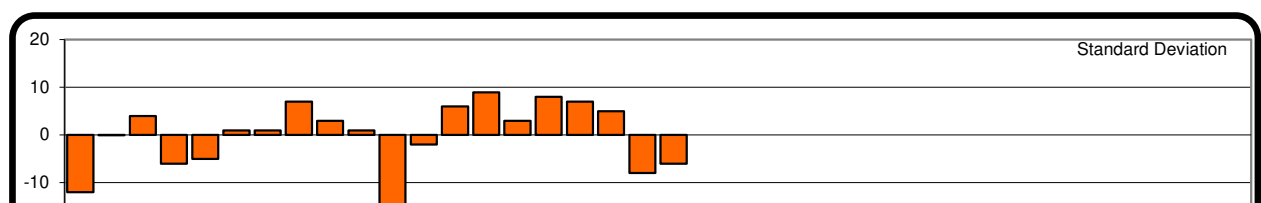
Average SLOW 78.350



Average TIME 91.650



Average RAPID 91.05



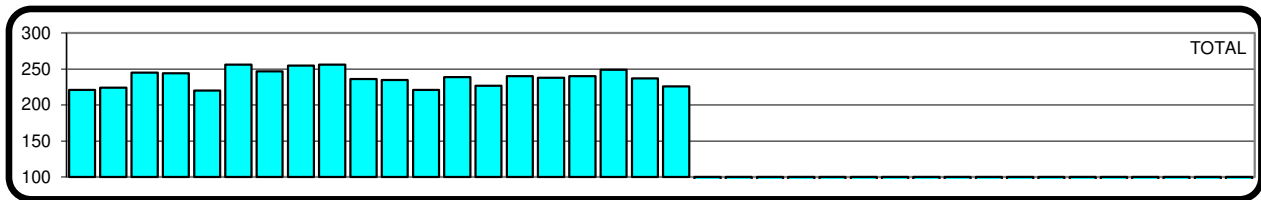
Standard Deviation

Edwards, Betsy KW28	MARKSMAN F	Run date 03/26/24 Last Year Average 234.667 0
-------------------------------	----------------------	--

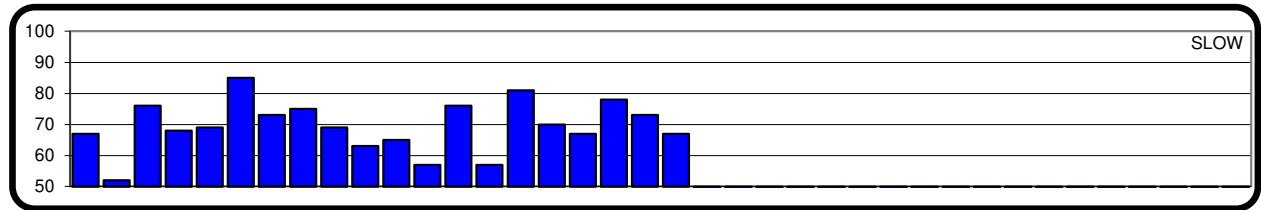
MATCHES:	
Total Scheduled	30
Total Completed	20
Balance Due	10
Drops Allowed	5
Above average	11
Below average	9
At Home Range	10
At Away Range	10
Regular Schedule	20
Make up	0
Made Team	12

Actual Over All Average	237.800 ⁴¹
Actual Final Average	237.800 ⁴¹
Possible Final Average	242.933 ³¹
Makeup Average	None
Home Average	237.300
Away Average	238.300
1st 12 Matches	238.333
Cleaned Slow	0
Cleaned Time	0
Cleaned Rapid	0
Cleaned Total	0

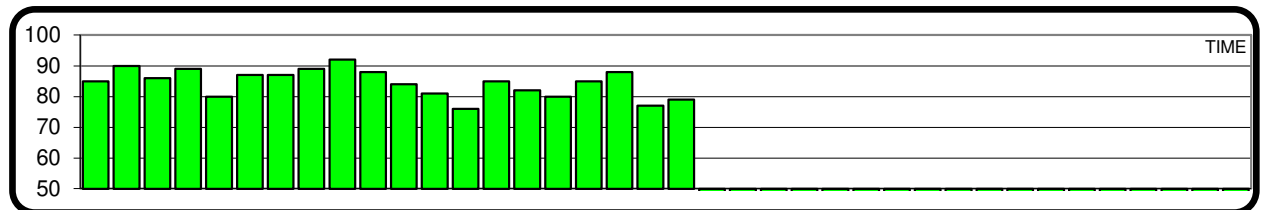
Top 3 - Scores	
First	256 ⁴
Second	256 ²
Third	255 ³
Highest Slow	85
Highest Time	92
Highest Rapid	95
Highest Possible	272
% Tot Scores Above Ave.	55.0%
% Time vs. Rapid	45.0%
% Made Team	60.0%



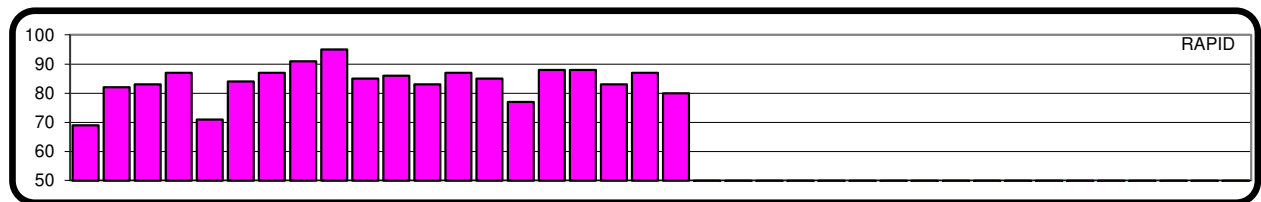
Actual Over All Average 237.800



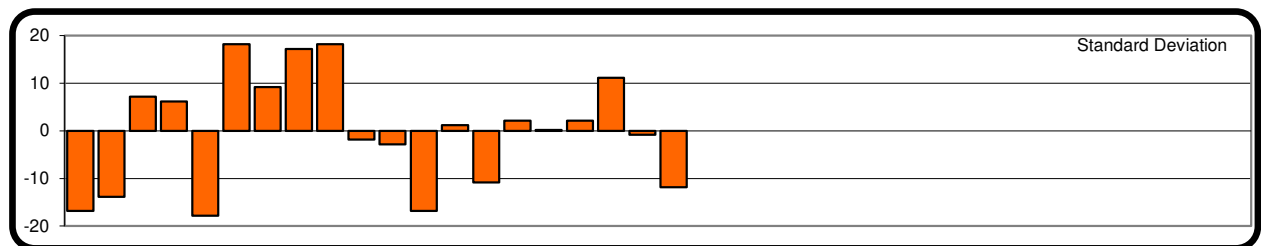
Average SLOW 69.400



Average TIME 84.500



Average RAPID 83.9



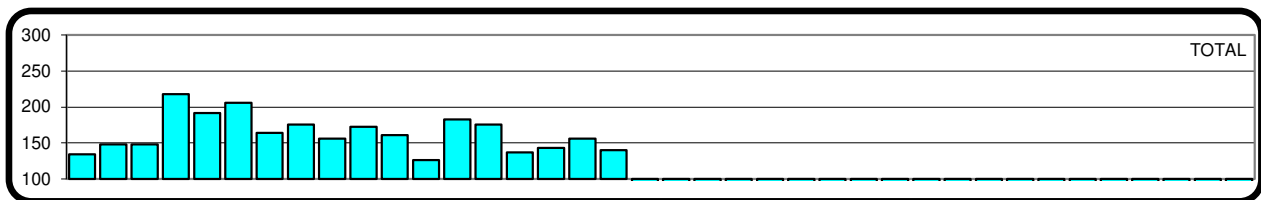
Standard Deviation

Edwards, Grant MARKSMAN Run date 03/26/24
 KW29 M Last Year Average 179.433 0

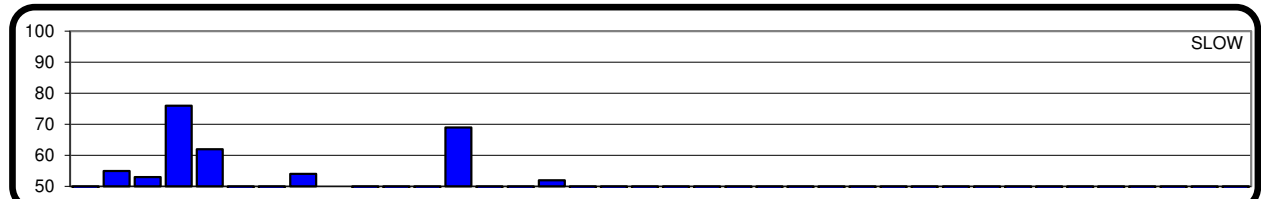
MATCHES:	
Total Scheduled	30
Total Completed	18
Balance Due	12
Drops Allowed	5
Above average	8
Below average	10
At Home Range	8
At Away Range	10
Regular Schedule	18
Make up	0
Made Team	1

Actual Over All Average	163.167 ¹⁵
Actual Final Average	163.167 ¹⁵
Possible Final Average	173.615 ¹⁰
Makeup Average	None
Home Average	168.375
Away Average	159.000
1st 12 Matches	166.833
Cleaned Slow	0
Cleaned Time	0
Cleaned Rapid	0
Cleaned Total	0


Top 3 - Scores	
First	218 ¹
Second	206 ⁴
Third	192 ⁰
Highest Slow	76
Highest Time	89
Highest Rapid	85
Highest Possible	250
% Tot Scores Above Ave.	44.4%
% Time vs. Rapid	44.4%
% Made Team	5.6%



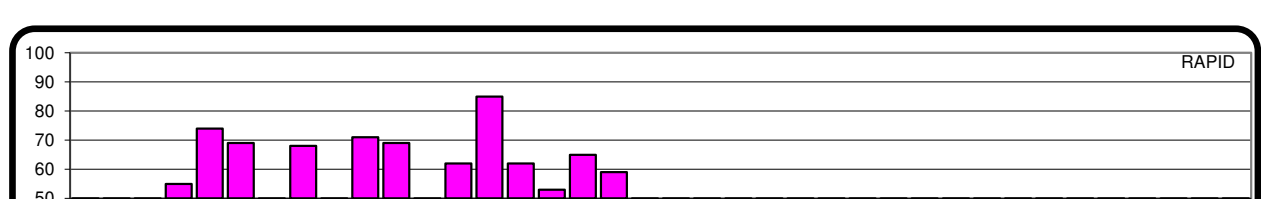
Actual Over All Average 163.167




Average SLOW 48.500



Average TIME 57.944



Average RAPID 56.722222




Standard Deviation

Gottschall, Ken PRO-MARKSMAN Run date 03/26/24
 KW32 M Last Year Average DNQ 0

MATCHES:	
Total Scheduled	30
Total Completed	8
Balance Due	22
Drops Allowed	5
Above average	3
Below average	5
At Home Range	6
At Away Range	2
Regular Schedule	8
Make up	0
Made Team	1

Actual Over All Average	146.250 ⁵
Actual Final Average	146.250 ⁵
Possible Final Average	168.667 ²
Makeup Average	None
Home Average	138.167
Away Average	170.500
1st 12 Matches	None
Cleaned Slow	0
Cleaned Time	0
Cleaned Rapid	0
Cleaned Total	0


Top 3 - Scores	
First	187 ¹
Second	165 ⁰
Third	154 ¹
Highest Slow	65
Highest Time	76
Highest Rapid	71
Highest Possible	212
% Tot Scores Above Ave.	37.5%
% Time vs. Rapid	62.5%
% Made Team	12.5%



Actual Over All Average 146.250




Average SLOW 46.625



Average TIME 53.000



Average RAPID 46.625




Standard Deviation

Gottschall, Mickey PRO-MARKSMAN Run date 03/26/24
 KW33 F Last Year Average DNQ 0

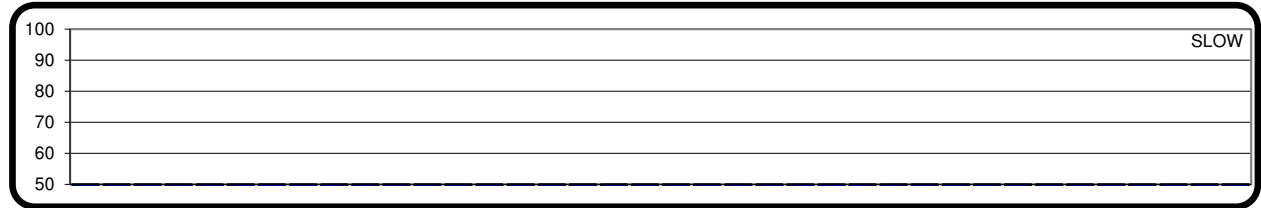
MATCHES:	
Total Scheduled	30
Total Completed	0
Balance Due	30
Drops Allowed	5
Above average	0
Below average	0
At Home Range	0
At Away Range	0
Regular Schedule	0
Make up	0
Made Team	0

Actual Over All Average	None ⁰
Actual Final Average	None ⁰
Possible Final Average	None ⁰
Makeup Average	None
Home Average	None
Away Average	None
1st 12 Matches	None
Cleaned Slow	0
Cleaned Time	0
Cleaned Rapid	0
Cleaned Total	0


Top 3 - Scores	
First	None
Second	None
Third	None
Highest Slow	None
Highest Time	None
Highest Rapid	None
Highest Possible	None
% Tot Scores Above Ave.	None
% Time vs. Rapid	None
% Made Team	None



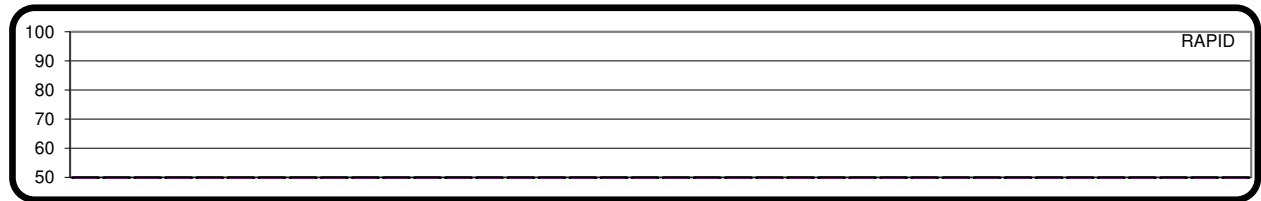
Actual Over All Average None




Average SLOW None



Average TIME None



Average RAPID None



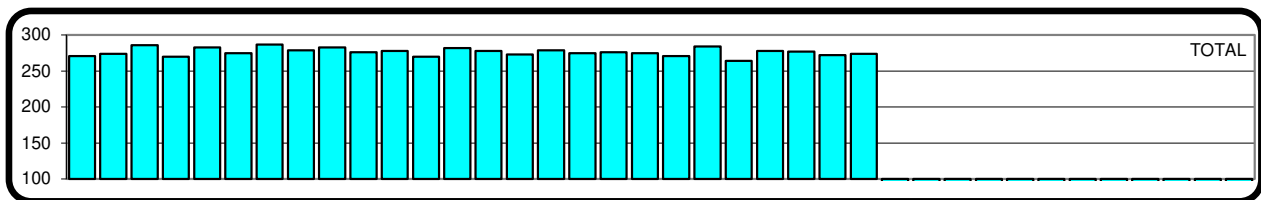
Standard Deviation

Knopp, Bruce			HIGH MASTER		Run date 03/26/24
KW35	High Club	295	M	Last Year Average	274.867 0

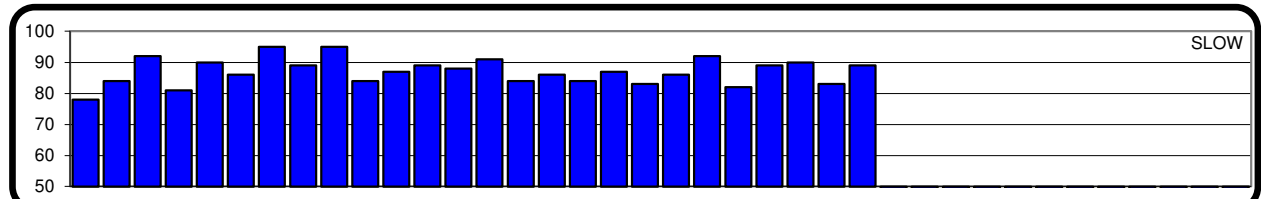
MATCHES:	
Total Scheduled	30
Total Completed	26
Balance Due	4
Drops Allowed	5
Above average	12
Below average	14
At Home Range	14
At Away Range	12
Regular Schedule	25
Make up	1
Made Team	23

Actual Over All Average	276.538 ¹²⁶
Actual Final Average	277.040 ¹²²
Possible Final Average	278.286 ¹⁰⁵
Makeup Average	264.000
Home Average	276.929
Away Average	276.083
1st 12 Matches	277.667
Cleaned Slow	0
Cleaned Time	0
Cleaned Rapid	0
Cleaned Total	0

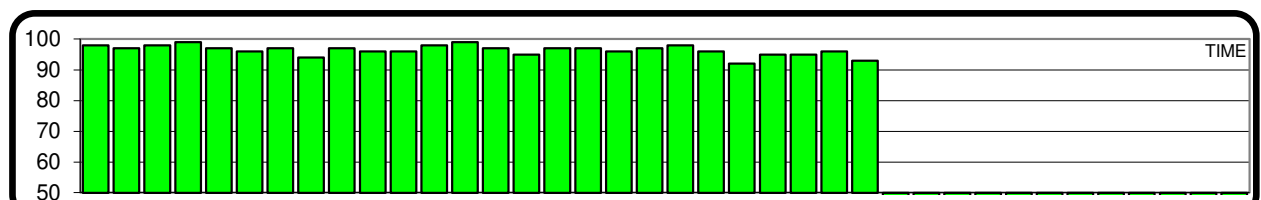
Top 3 - Scores	
First	287 ⁸
Second	286 ³
Third	284 ⁵
Highest Slow	95
Highest Time	99
Highest Rapid	96
Highest Possible	290
% Tot Scores Above Ave.	46.2%
% Time vs. Rapid	88.5%
% Made Team	88.5%



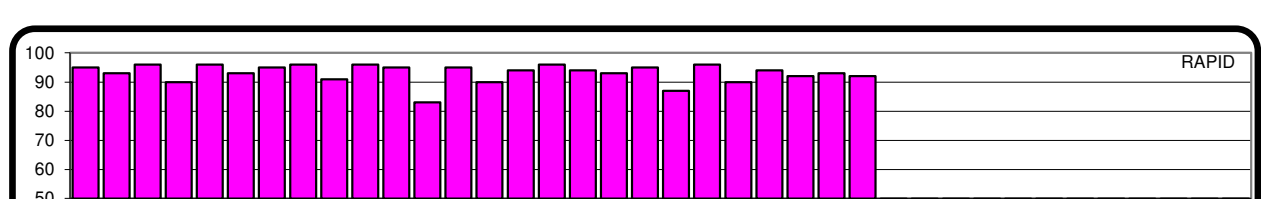
Actual Over All Average 276.538



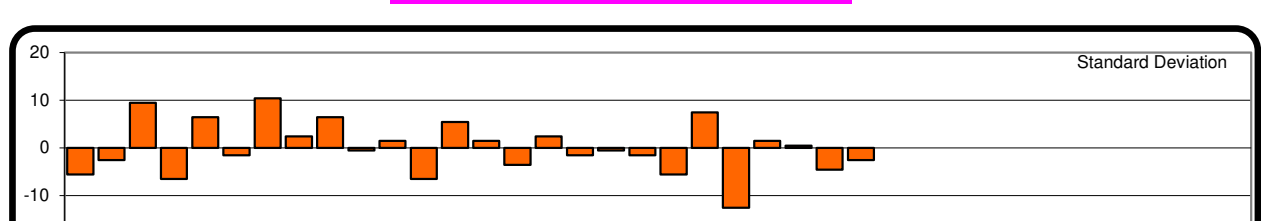
Average SLOW 87.077



Average TIME 96.385



Average RAPID 93.0769231



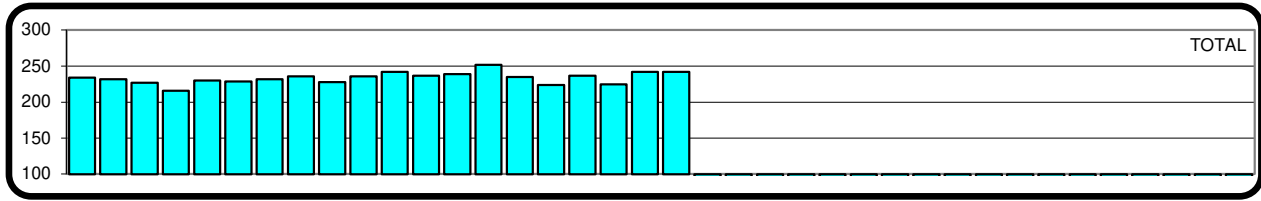
Standard Deviation

Kronick, Howard HIGH MASTER Run date 03/26/24
 KW39 High Club 290 M Last Year Average 236.038 0

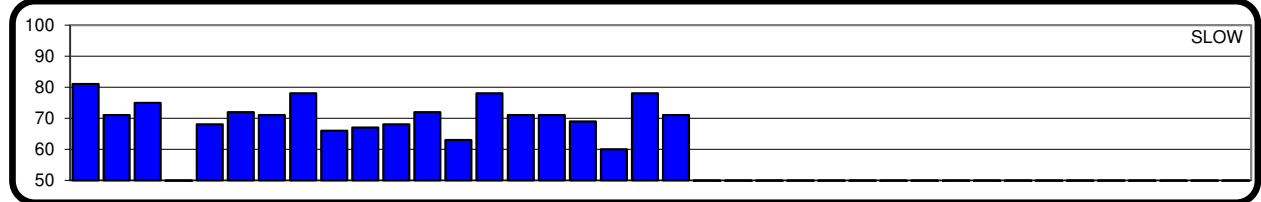
MATCHES:	
Total Scheduled	30
Total Completed	20
Balance Due	10
Drops Allowed	5
Above average	11
Below average	9
At Home Range	8
At Away Range	12
Regular Schedule	20
Make up	0
Made Team	12

Actual Over All Average	233.750 ³⁴
Actual Final Average	233.750 ³⁴
Possible Final Average	237.000 ²⁶
Makeup Average	None
Home Average	232.125
Away Average	234.833
1st 12 Matches	231.583
Cleaned Slow	0
Cleaned Time	0
Cleaned Rapid	0
Cleaned Total	0

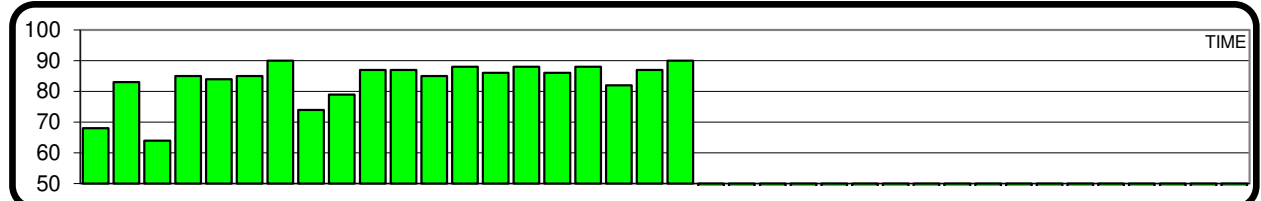
Top 3 - Scores	
First	252 ¹
Second	242 ⁵
Third	242 ²
Highest Slow	81
Highest Time	90
Highest Rapid	88
Highest Possible	259
% Tot Scores Above Ave.	55.0%
% Time vs. Rapid	55.0%
% Made Team	60.0%



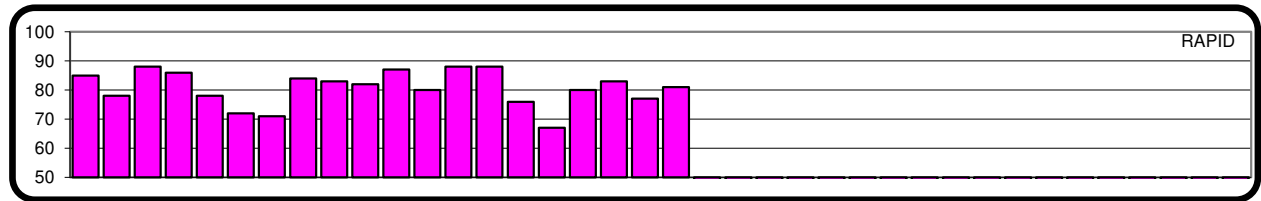
Actual Over All Average 233.750



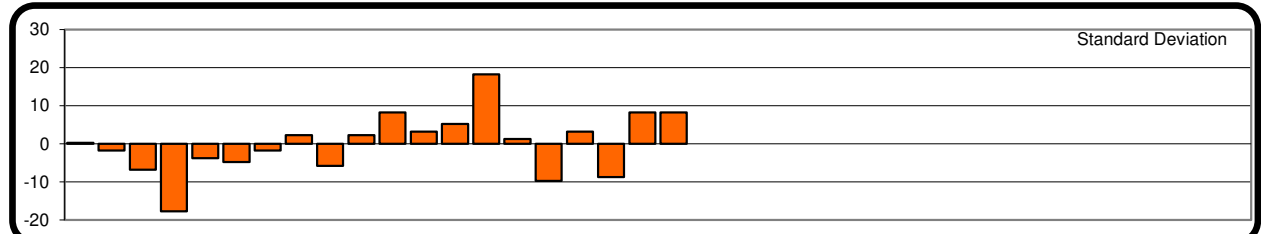
Average SLOW 69.750



Average TIME 83.300



Average RAPID 80.7



Standard Deviation

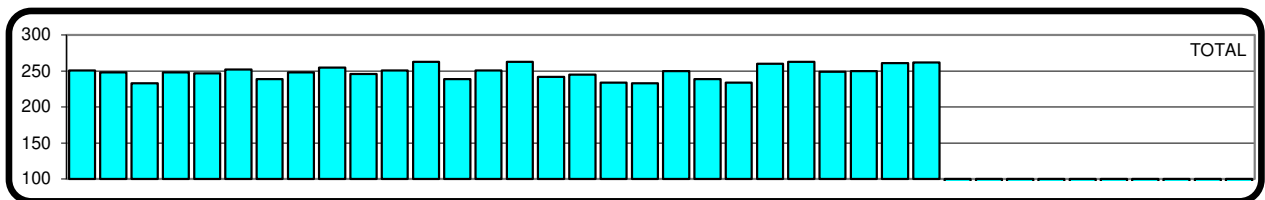
Kulnane, Joe EXPERT Run date 03/26/24
 KW40 High Club 280 M Last Year Average 248.000 0

MATCHES:

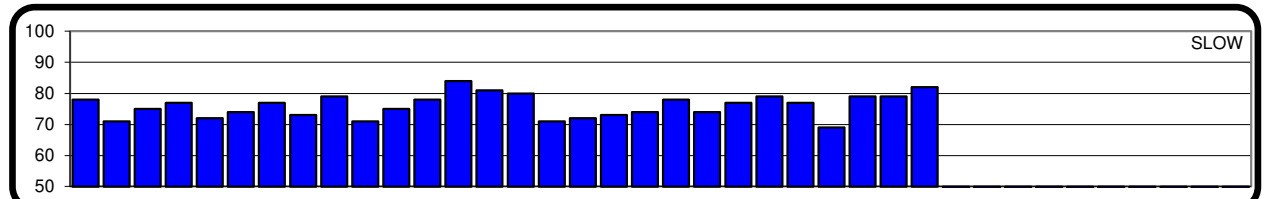
Total Scheduled	30
Total Completed	28
Balance Due	2
Drops Allowed	5
Above average	14
Below average	14
At Home Range	14
At Away Range	14
Regular Schedule	28
Make up	0
Made Team	25

Actual Over All Average	248.429 ⁴⁶
Actual Final Average	250.240 ⁴⁴
Possible Final Average	251.435 ⁴²
Makeup Average	None
Home Average	245.143
Away Average	251.714
1st 12 Matches	248.417
Cleaned Slow	0
Cleaned Time	0
Cleaned Rapid	0
Cleaned Total	0

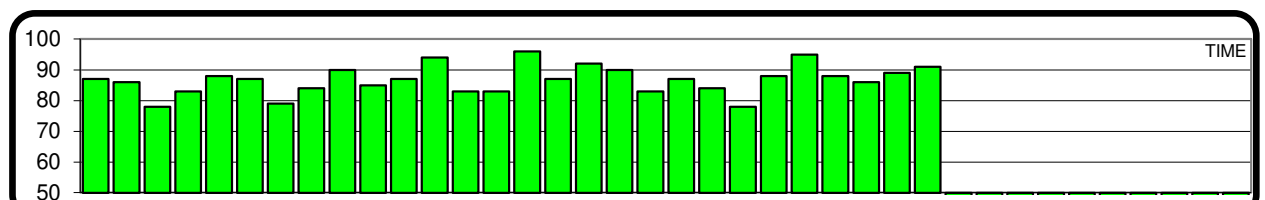
Top 3 - Scores	
First	263 ³
Second	263 ²
Third	263 ¹
Highest Slow	84
Highest Time	96
Highest Rapid	93
Highest Possible	273
% Tot Scores Above Ave.	50.0%
% Time vs. Rapid	53.6%
% Made Team	89.3%



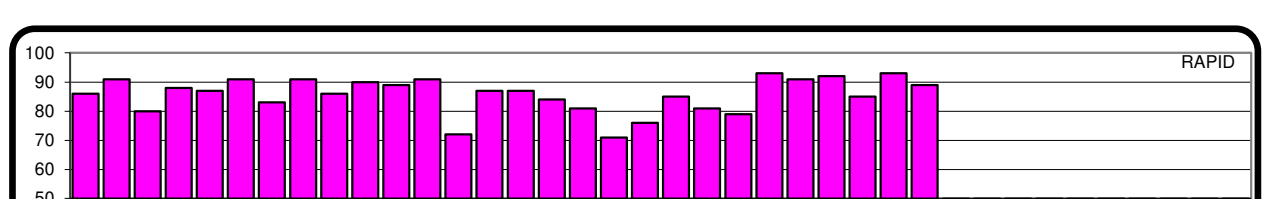
Actual Over All Average 248.429



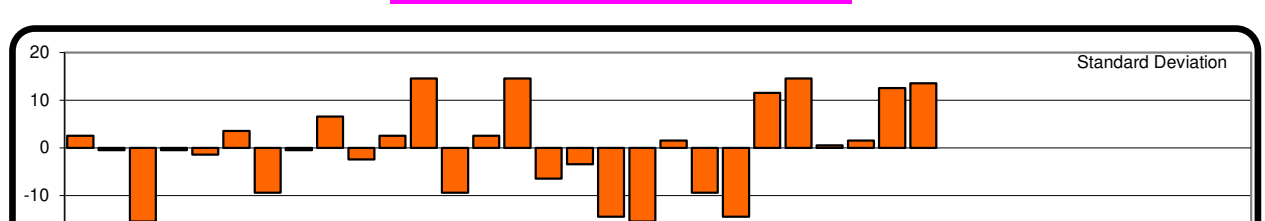
Average SLOW 76.036



Average TIME 86.714



Average RAPID 85.6785714



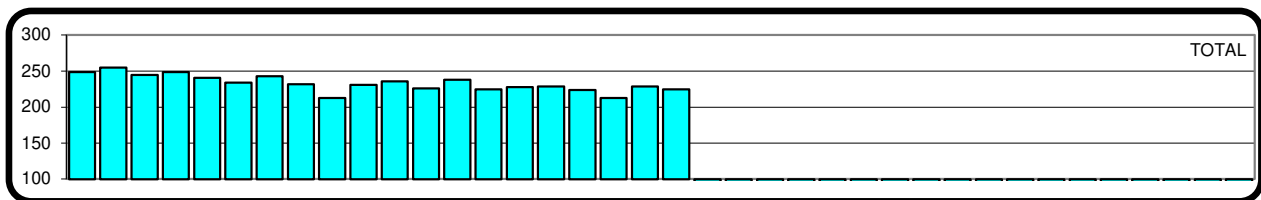
Standard Deviation

Pogozelski, Terri SHARPSHOOTER Run date 03/26/24
 KW54 F Last Year Average 233.967 0

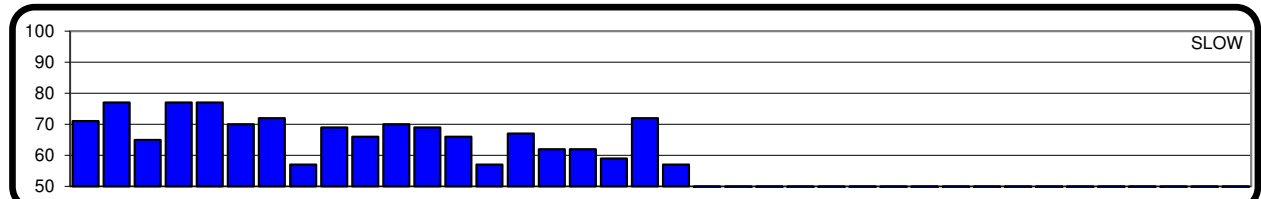
MATCHES:	
Total Scheduled	30
Total Completed	20
Balance Due	10
Drops Allowed	5
Above average	9
Below average	11
At Home Range	12
At Away Range	8
Regular Schedule	17
Make up	3
Made Team	6

Actual Over All Average	233.250 ²⁹
Actual Final Average	233.250 ²⁹
Possible Final Average	237.667 ²⁴
Makeup Average	226.333
Home Average	234.417
Away Average	231.500
1st 12 Matches	237.833
Cleaned Slow	0
Cleaned Time	0
Cleaned Rapid	0
Cleaned Total	0

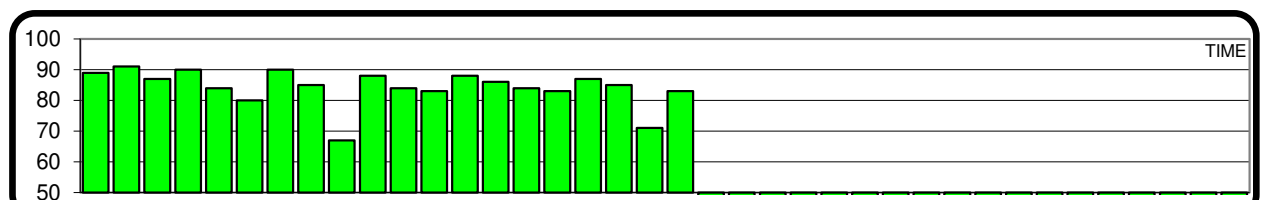
Top 3 - Scores	
First	255 ⁰
Second	249 ⁴
Third	249 ²
Highest Slow	77
Highest Time	91
Highest Rapid	93
Highest Possible	261
% Tot Scores Above Ave.	45.0%
% Time vs. Rapid	60.0%
% Made Team	30.0%



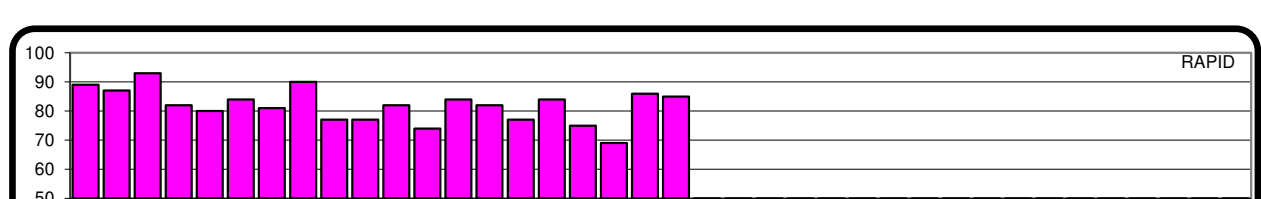
Actual Over All Average 233.250



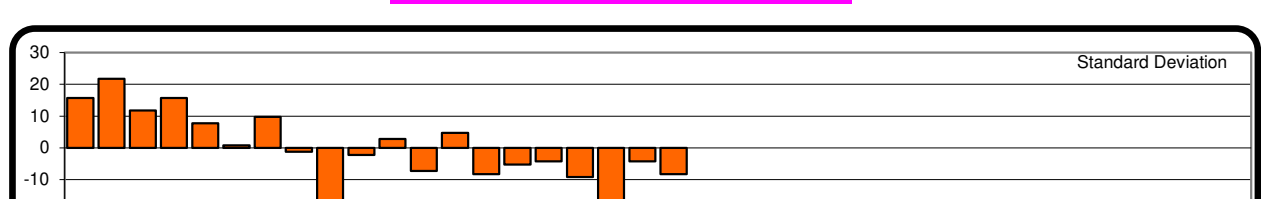
Average SLOW 67.100



Average TIME 84.250



Average RAPID 81.9



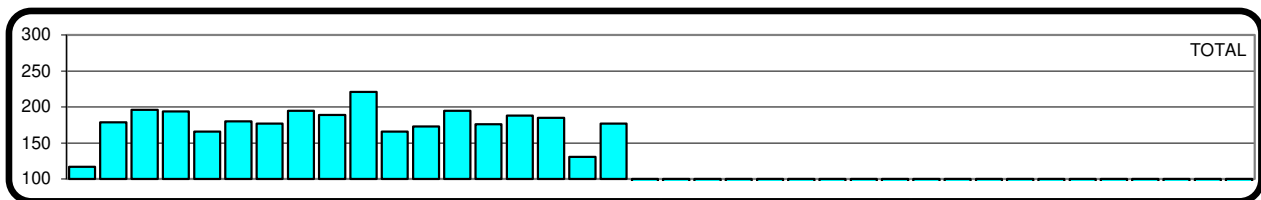
Standard Deviation

Waddle, Philip MARKSMAN Run date 03/26/24
 KW86 M Last Year Average 183.417 0

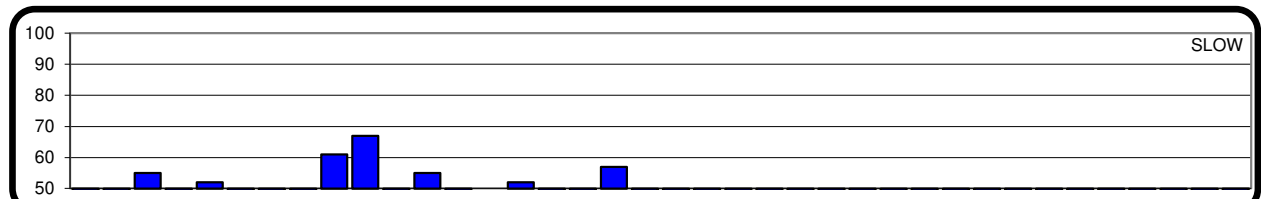
MATCHES:	
Total Scheduled	30
Total Completed	18
Balance Due	12
Drops Allowed	5
Above average	10
Below average	8
At Home Range	10
At Away Range	8
Regular Schedule	18
Make up	0
Made Team	3

Actual Over All Average	178.056 ²⁰
Actual Final Average	178.056 ²⁰
Possible Final Average	188.615 ¹⁷
Makeup Average	None
Home Average	175.500
Away Average	181.250
1st 12 Matches	179.417
Cleaned Slow	0
Cleaned Time	0
Cleaned Rapid	0
Cleaned Total	0

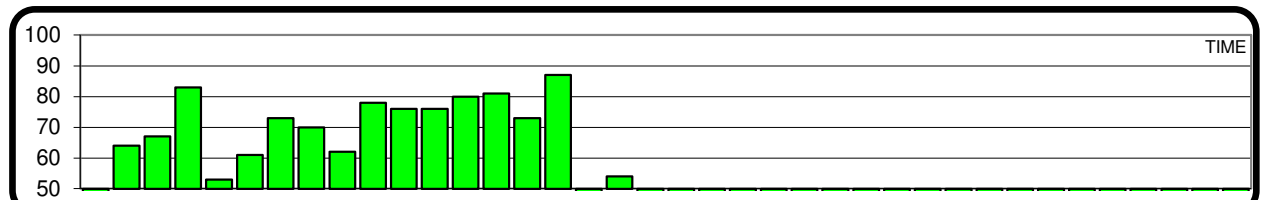
Top 3 - Scores	
First	221 ¹
Second	196 ²
Third	195 ⁰
Highest Slow	67
Highest Time	87
Highest Rapid	79
Highest Possible	233
% Tot Scores Above Ave.	55.6%
% Time vs. Rapid	50.0%
% Made Team	16.7%



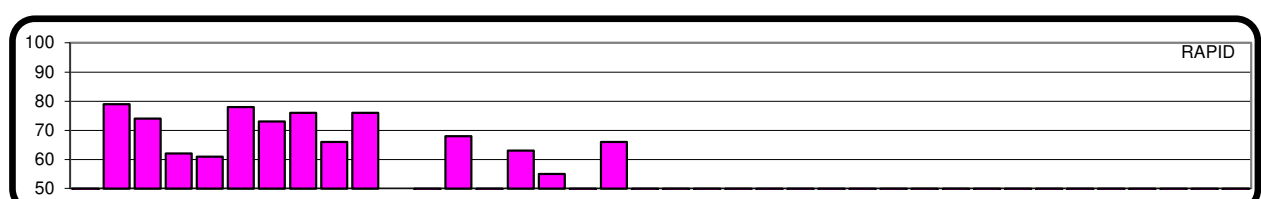
Actual Over All Average 178.056



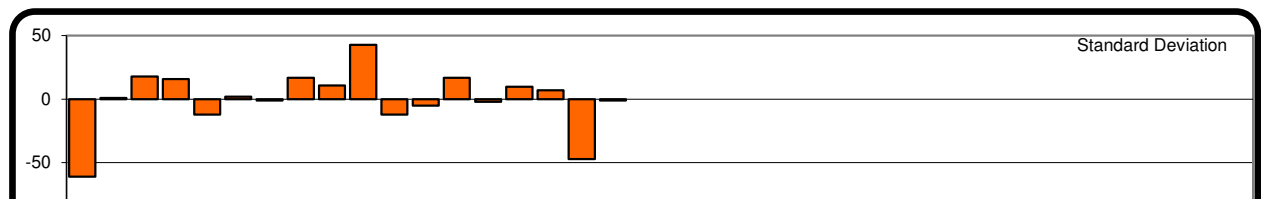
Average SLOW 47.833



Average TIME 68.222



Average RAPID 62



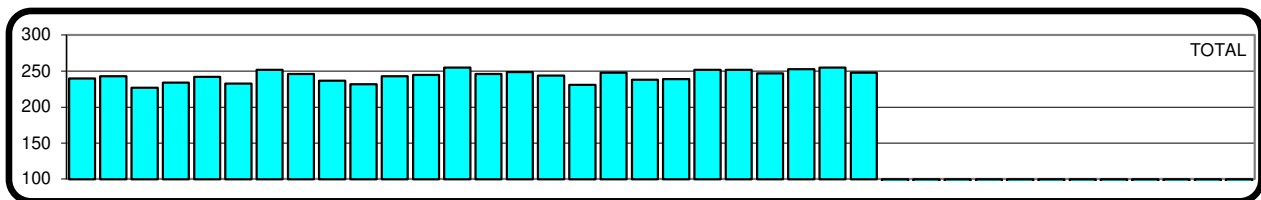
Standard Deviation

Wilder, Sarah SHARPSHOOTER Run date 03/26/24
 KW93 F Last Year Average 241.933 0

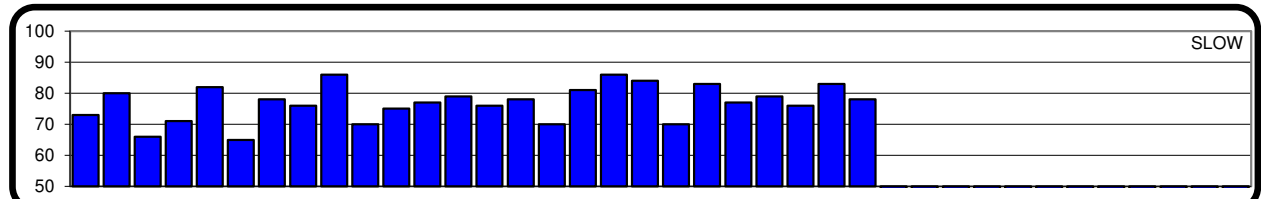
MATCHES:	
Total Scheduled	30
Total Completed	26
Balance Due	4
Drops Allowed	5
Above average	14
Below average	12
At Home Range	12
At Away Range	14
Regular Schedule	26
Make up	0
Made Team	22

Actual Over All Average	243.500 ⁴⁶
Actual Final Average	244.160 ⁴⁴
Possible Final Average	246.381 ³⁹
Makeup Average	None
Home Average	239.917
Away Average	246.571
1st 12 Matches	239.500
Cleaned Slow	0
Cleaned Time	0
Cleaned Rapid	0
Cleaned Total	0

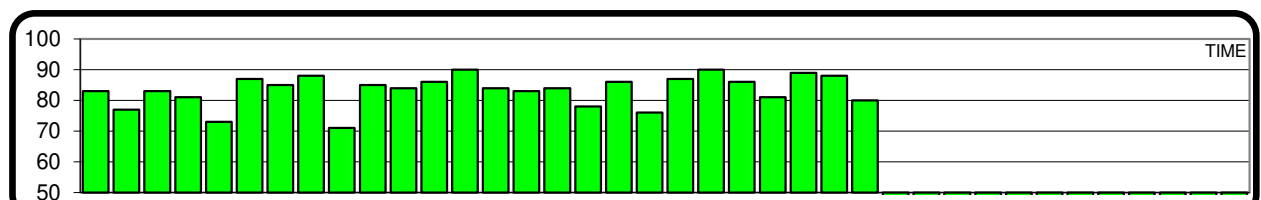
Top 3 - Scores	
First	255 ¹
Second	255 ¹
Third	253 ¹
Highest Slow	86
Highest Time	90
Highest Rapid	90
Highest Possible	266
% Tot Scores Above Ave.	53.8%
% Time vs. Rapid	46.2%
% Made Team	84.6%



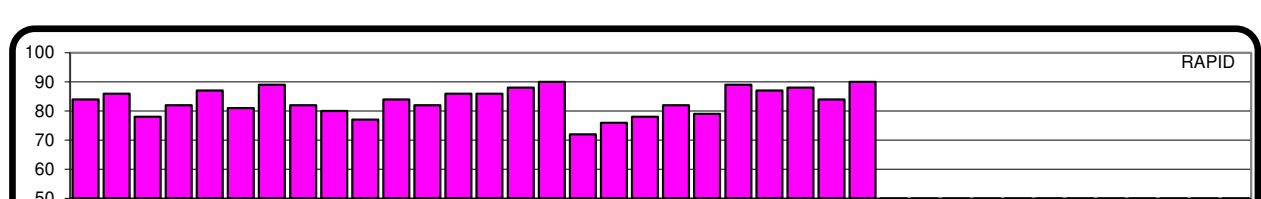
Actual Over All Average 243.500



Average SLOW 76.885



Average TIME 83.269



Average RAPID 83.3461538



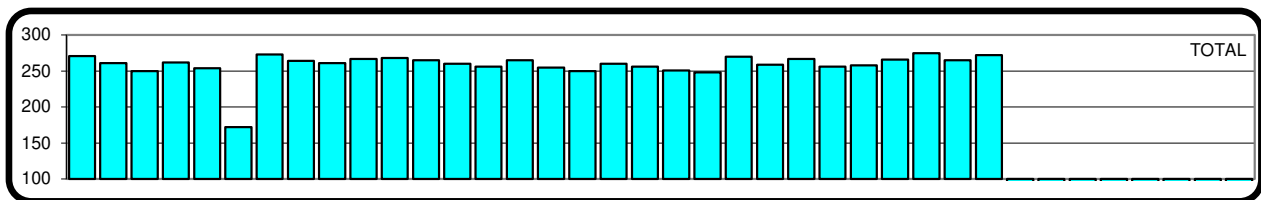
Standard Deviation

Ackerman, Larry EXPERT Run date 03/26/24
 LE03 High Club 280 M Last Year Average 261.800 0

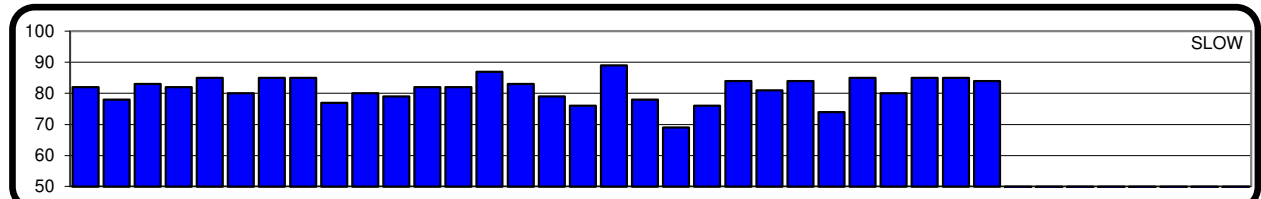
MATCHES:	
Total Scheduled	30
Total Completed	30
Balance Due	0
Drops Allowed	5
Above average	19
Below average	11
At Home Range	16
At Away Range	14
Regular Schedule	30
Make up	0
Made Team	14

Actual Over All Average	258.567 ⁹⁸
Actual Final Average	263.440 ⁸⁶
Possible Final Average	263.440 ⁸⁶
Makeup Average	None
Home Average	256.000
Away Average	261.500
1st 12 Matches	255.667
Cleaned Slow	0
Cleaned Time	0
Cleaned Rapid	0
Cleaned Total	0

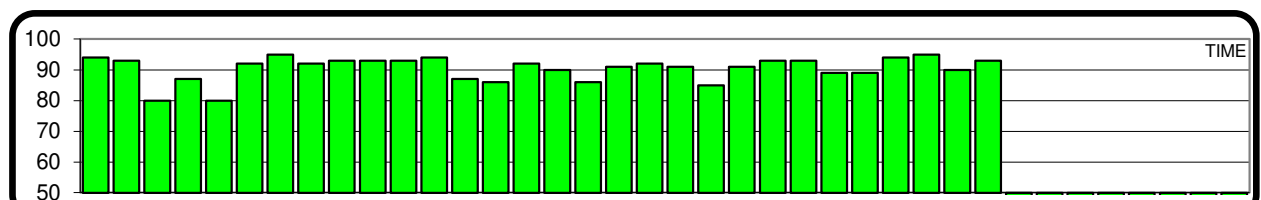
Top 3 - Scores	
First	275 ⁴
Second	273 ⁶
Third	272 ⁴
Highest Slow	89
Highest Time	95
Highest Rapid	96
Highest Possible	280
% Tot Scores Above Ave.	63.3%
% Time vs. Rapid	50.0%
% Made Team	46.7%



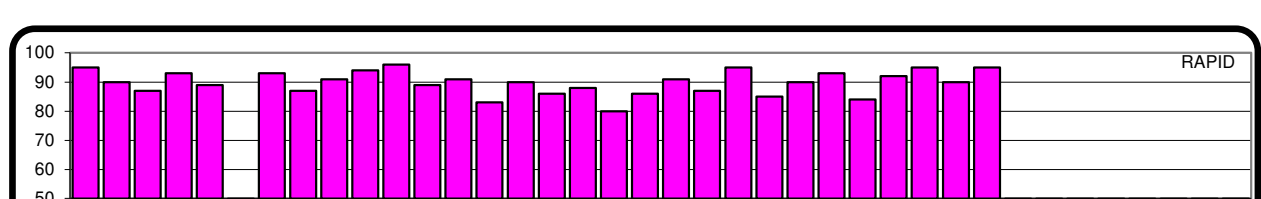
Actual Over All Average 258.567



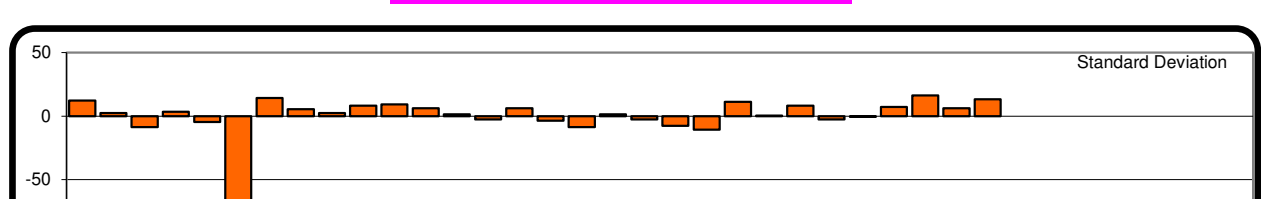
Average SLOW 81.300



Average TIME 90.433



Average RAPID 86.8333333



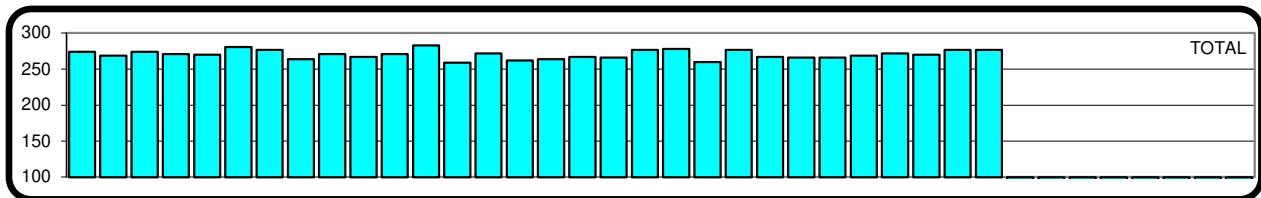
Standard Deviation

Busser, Ron MASTER Run date 03/26/24
 LE20 High Club 290 M Last Year Average 270.433 0

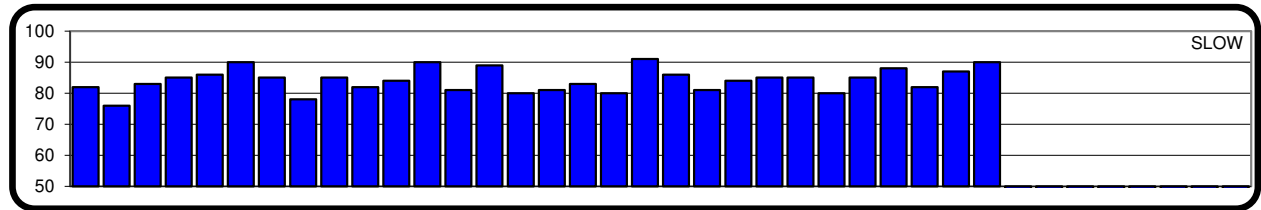
MATCHES:	
Total Scheduled	30
Total Completed	30
Balance Due	0
Drops Allowed	5
Above average	15
Below average	15
At Home Range	18
At Away Range	12
Regular Schedule	28
Make up	2
Made Team	25

Actual Over All Average	270.600 ¹⁰⁴
Actual Final Average	272.360 ⁹⁰
Possible Final Average	272.360 ⁹⁰
Makeup Average	268.000
Home Average	270.611
Away Average	270.583
1st 12 Matches	272.667
Cleaned Slow	0
Cleaned Time	0
Cleaned Rapid	0
Cleaned Total	0

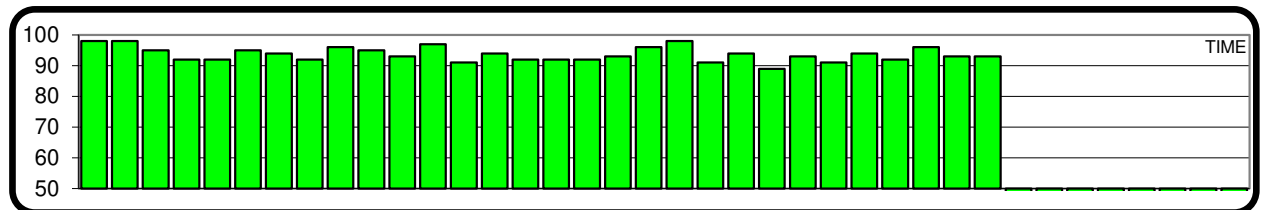
Top 3 - Scores	
First	283 ⁸
Second	281 ⁰
Third	278 ²
Highest Slow	91
Highest Time	98
Highest Rapid	99
Highest Possible	288
% Tot Scores Above Ave.	50.0%
% Time vs. Rapid	50.0%
% Made Team	83.3%



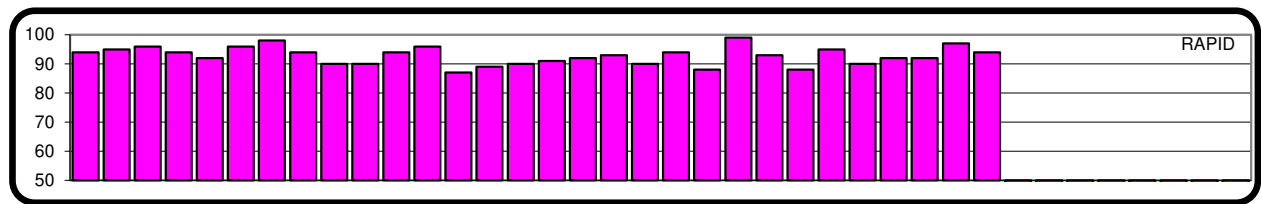
Actual Over All Average 270.600



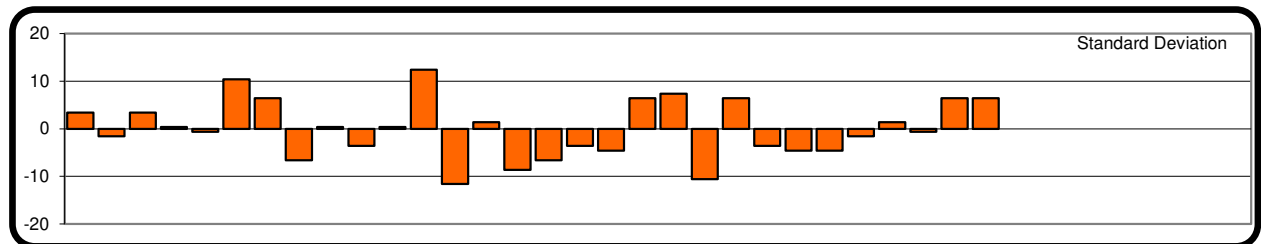
Average SLOW 84.133



Average TIME 93.700



Average RAPID 92.766667



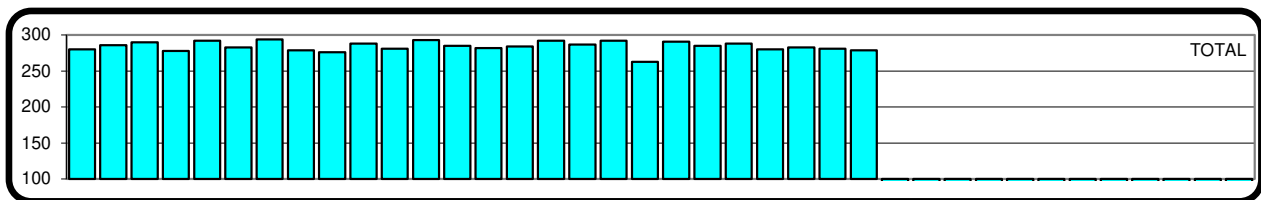
Standard Deviation

Dahmen, Emily HIGH MASTER Run date 03/26/24
 LE78 High Club 290 F Last Year Average 281.333 0

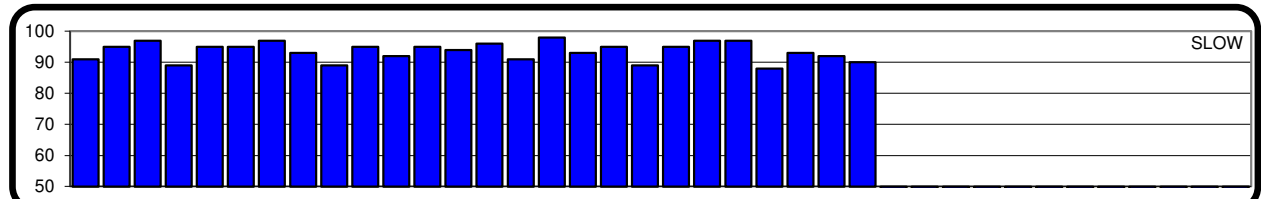
MATCHES:	
Total Scheduled	30
Total Completed	26
Balance Due	4
Drops Allowed	5
Above average	13
Below average	13
At Home Range	12
At Away Range	14
Regular Schedule	26
Make up	0
Made Team	24

Actual Over All Average	284.308 ¹⁶²
Actual Final Average	285.160 ¹⁵⁶
Possible Final Average	286.524 ¹³⁵
Makeup Average	None
Home Average	285.583
Away Average	283.214
1st 12 Matches	285.000
Cleaned Slow	0
Cleaned Time	2
Cleaned Rapid	0
Cleaned Total	2

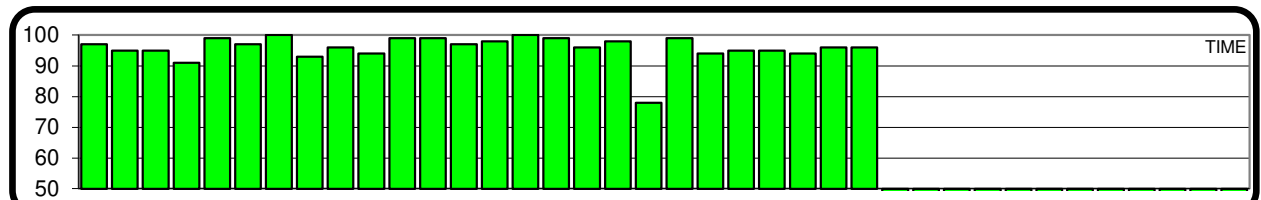
Top 3 - Scores	
First	294 ⁸
Second	293 ⁹
Third	292 ¹¹
Highest Slow	98
Highest Time	100
Highest Rapid	99
Highest Possible	297
% Tot Scores Above Ave.	50.0%
% Time vs. Rapid	50.0%
% Made Team	92.3%



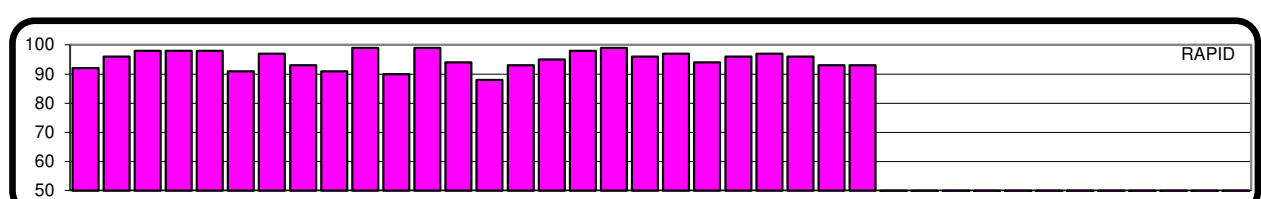
Actual Over All Average 284.308



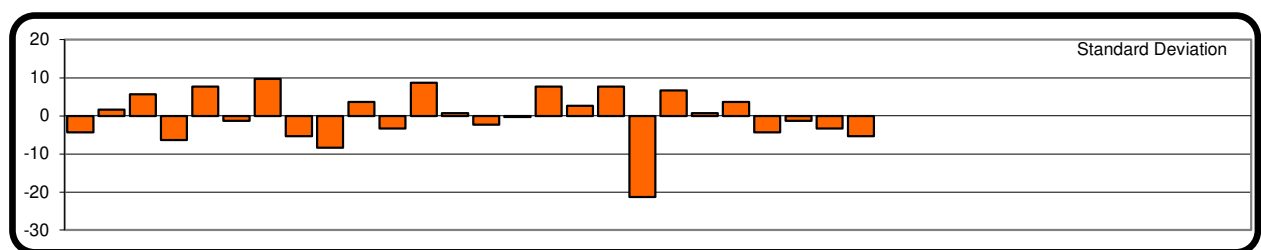
Average SLOW 93.500



Average TIME 95.769



Average RAPID 95.0384615




Standard Deviation

Dahmen, Richard HIGH MASTER Run date 03/26/24
 LE22 High Club 295 M Last Year Average 276.077 0


MATCHES:	
Total Scheduled	30
Total Completed	12
Balance Due	18
Drops Allowed	5
Above average	4
Below average	6
At Home Range	8
At Away Range	4
Regular Schedule	12
Make up	0
Made Team	12

Actual Over All Average	278.000 ⁵⁴
Actual Final Average	278.000 ⁵⁴
Possible Final Average	280.571 ³⁰
Makeup Average	None
Home Average	277.750
Away Average	278.500
1st 12 Matches	278.000
Cleaned Slow	0
Cleaned Time	0
Cleaned Rapid	0
Cleaned Total	0


Top 3 - Scores	
First	288 ⁴
Second	282 ⁹
Third	281 ⁴
Highest Slow	93
Highest Time	99
Highest Rapid	98
Highest Possible	290
% Tot Scores Above Ave.	33.3%
% Time vs. Rapid	25.0%
% Made Team	100.0%




Actual Over All Average 278.000




Average SLOW 88.083



Average TIME 94.667



Average RAPID 95.25



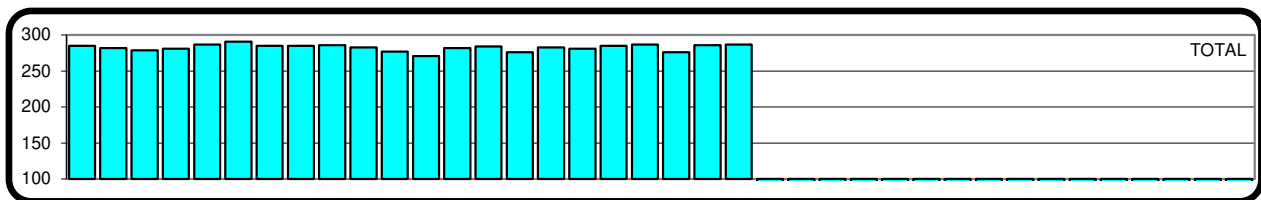
Standard Deviation

Dahmen, Zach HIGH MASTER Run date 03/26/24
 LE21 High Club 290 M Last Year Average 282.167 0

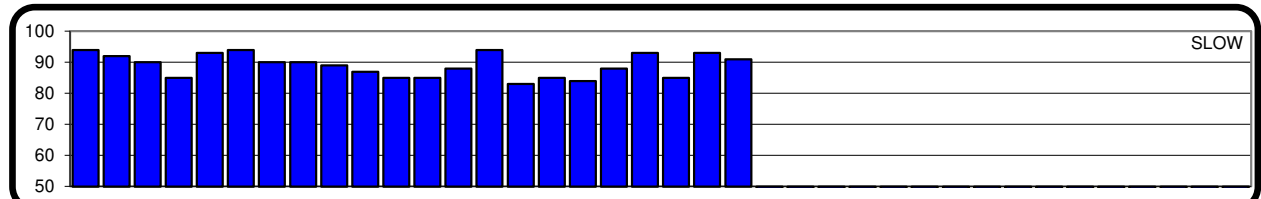
MATCHES:	
Total Scheduled	30
Total Completed	22
Balance Due	8
Drops Allowed	5
Above average	13
Below average	9
At Home Range	14
At Away Range	8
Regular Schedule	22
Make up	0
Made Team	22

Actual Over All Average	282.682 ¹⁵⁰
Actual Final Average	282.682 ¹⁵⁰
Possible Final Average	284.706 ¹¹⁰
Makeup Average	None
Home Average	283.000
Away Average	282.125
1st 12 Matches	282.667
Cleaned Slow	0
Cleaned Time	1
Cleaned Rapid	2
Cleaned Total	3

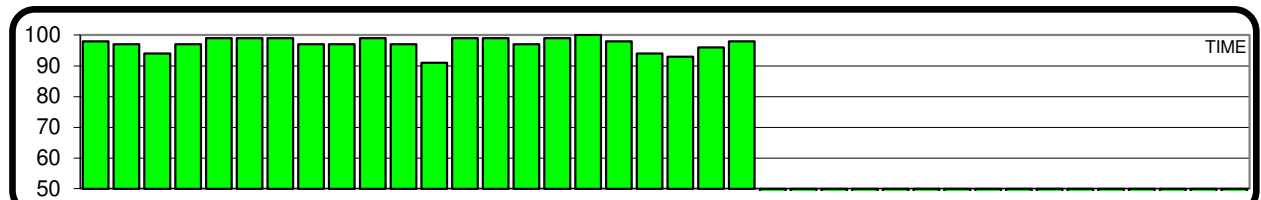
Top 3 - Scores	
First	291 ¹¹
Second	287 ⁷
Third	287 ⁶
Highest Slow	94
Highest Time	100
Highest Rapid	100
Highest Possible	294
% Tot Scores Above Ave.	59.1%
% Time vs. Rapid	50.0%
% Made Team	100.0%



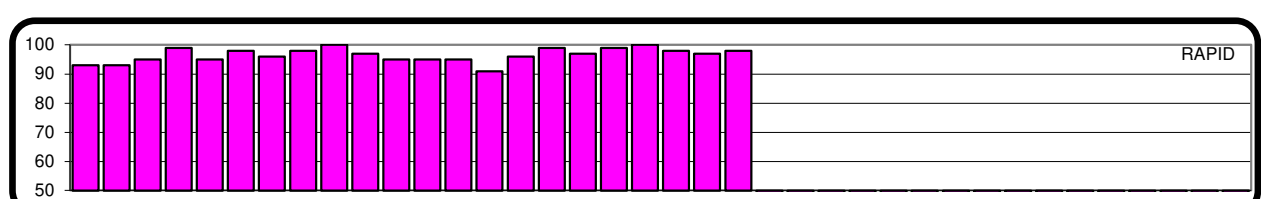
Actual Over All Average 282.682



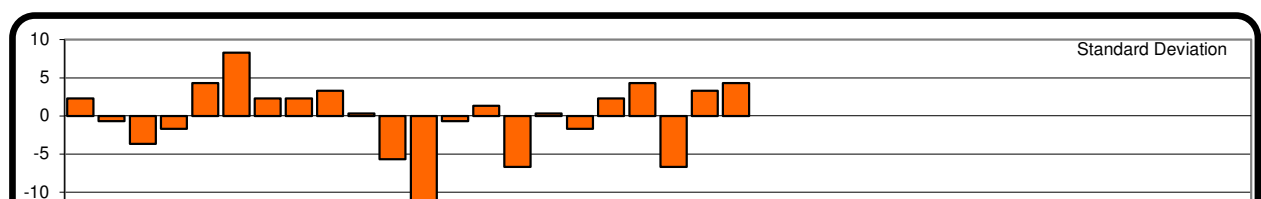
Average SLOW 89.000



Average TIME 97.136



Average RAPID 96.5454545



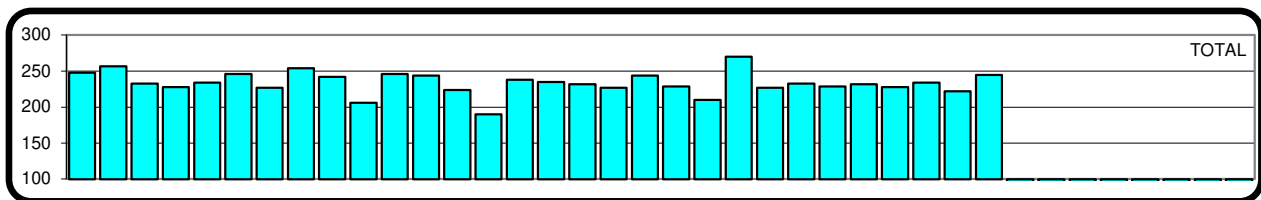
Standard Deviation

Eichler, Carl SHARPSHOOTER Run date 03/26/24
 LE23 M Last Year Average 226.233 0

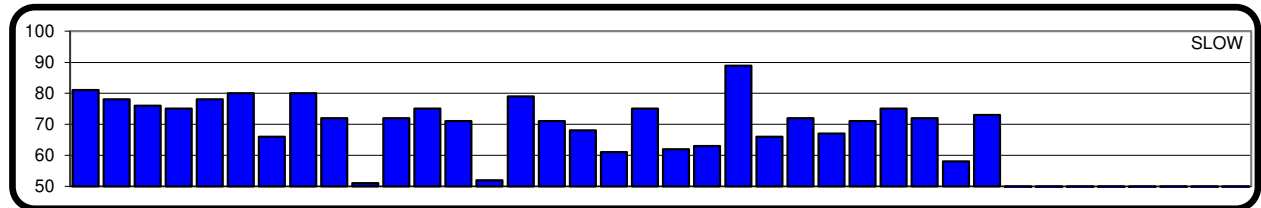
MATCHES:	
Total Scheduled	30
Total Completed	30
Balance Due	0
Drops Allowed	5
Above average	14
Below average	16
At Home Range	16
At Away Range	14
Regular Schedule	30
Make up	0
Made Team	1

Actual Over All Average	233.800 ⁴²
Actual Final Average	238.480 ³⁴
Possible Final Average	238.480 ³⁴
Makeup Average	None
Home Average	234.688
Away Average	232.786
1st 12 Matches	238.750
Cleaned Slow	0
Cleaned Time	0
Cleaned Rapid	0
Cleaned Total	0

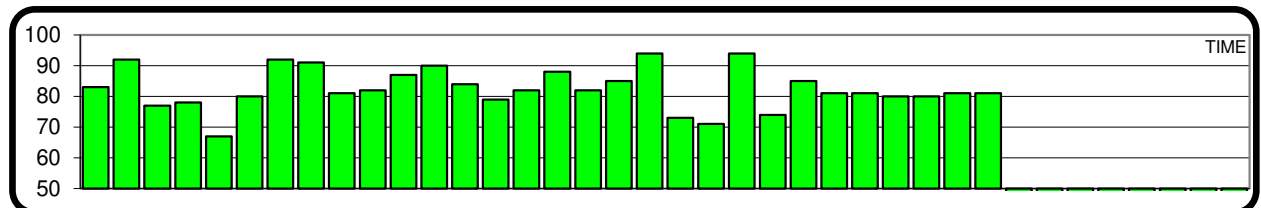
Top 3 - Scores	
First	270 ²
Second	257 ³
Third	254 ¹
Highest Slow	89
Highest Time	94
Highest Rapid	94
Highest Possible	277
% Tot Scores Above Ave.	46.7%
% Time vs. Rapid	53.3%
% Made Team	3.3%



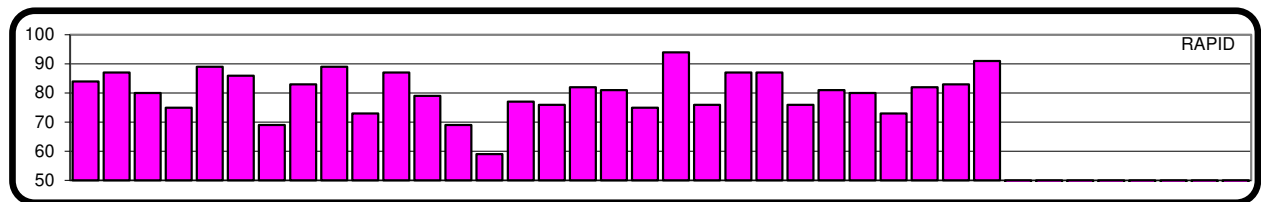
Actual Over All Average 233.800



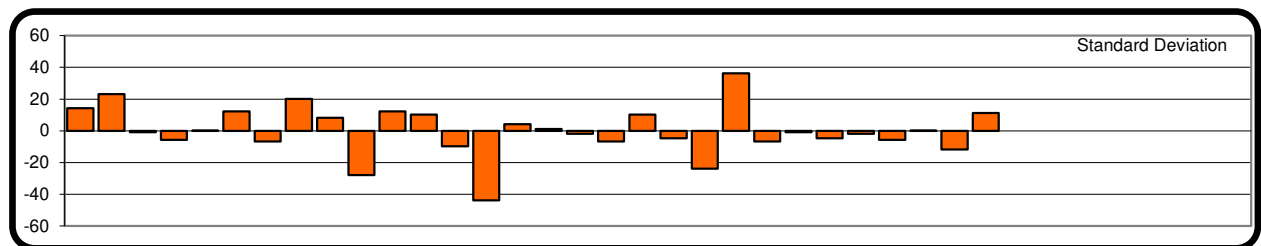
Average SLOW 70.967



Average TIME 82.500



Average RAPID 80.3333333



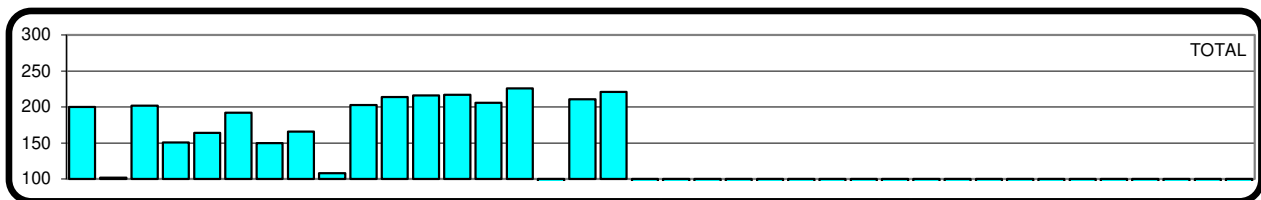
Standard Deviation

Freeman, Dave SHARPSHOOTER Run date 03/26/24
 LE26 High Club 280 M Last Year Average 0.000 0

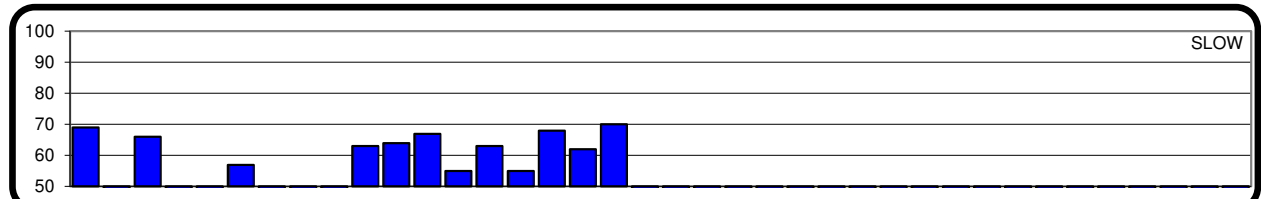
MATCHES:	
Total Scheduled	30
Total Completed	18
Balance Due	12
Drops Allowed	5
Above average	11
Below average	7
At Home Range	10
At Away Range	8
Regular Schedule	18
Make up	0
Made Team	0

Actual Over All Average	178.722 ¹³
Actual Final Average	178.722 ¹³
Possible Final Average	202.923 ¹⁰
Makeup Average	None
Home Average	170.000
Away Average	189.625
1st 12 Matches	172.333
Cleaned Slow	0
Cleaned Time	0
Cleaned Rapid	0
Cleaned Total	0

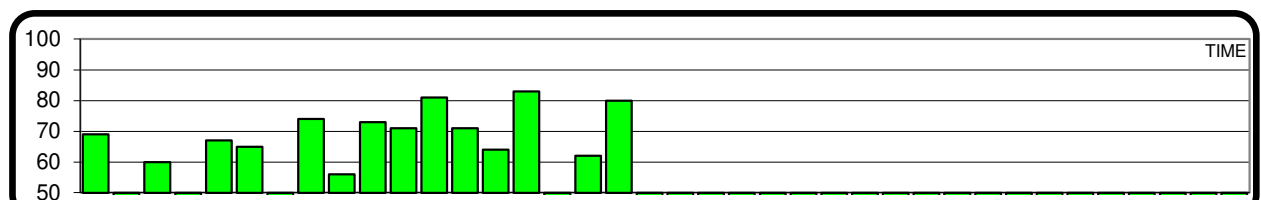
Top 3 - Scores	
First	226 ⁰
Second	221 ¹
Third	217 ²
Highest Slow	70
Highest Time	83
Highest Rapid	91
Highest Possible	244
% Tot Scores Above Ave.	61.1%
% Time vs. Rapid	38.9%
% Made Team	0.0%



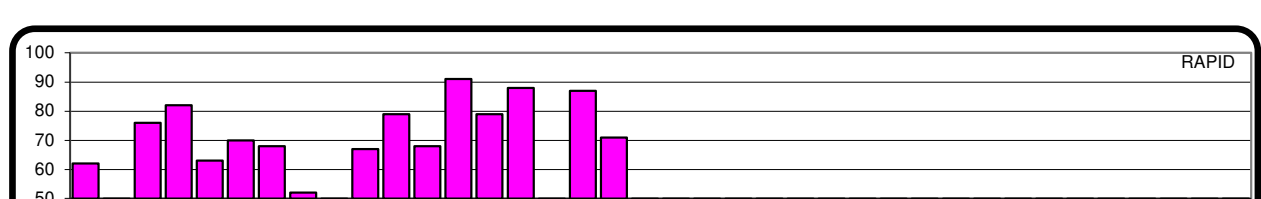
Actual Over All Average 178.722



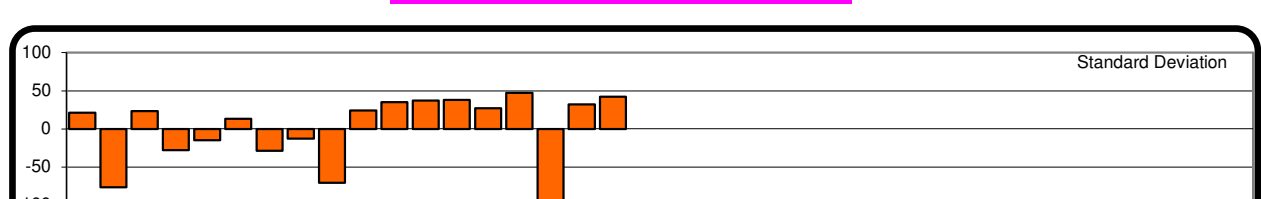
Average SLOW 54.611



Average TIME 59.833



Average RAPID 64.277778




Standard Deviation

Groening, Ron SHARPSHOOTER Run date 03/26/24
 LE28 High Club 295 M Last Year Average 240.067 0


MATCHES:	
Total Scheduled	30
Total Completed	6
Balance Due	24
Drops Allowed	5
Above average	4
Below average	2
At Home Range	2
At Away Range	4
Regular Schedule	6
Make up	0
Made Team	1

Actual Over All Average	241.167 ¹²
Actual Final Average	241.167 ¹²
Possible Final Average	263.000 ²
Makeup Average	None
Home Average	215.000
Away Average	254.250
1st 12 Matches	None
Cleaned Slow	0
Cleaned Time	0
Cleaned Rapid	0
Cleaned Total	0


Top 3 - Scores	
First	263 ²
Second	255 ⁰
Third	252 ³
Highest Slow	83
Highest Time	94
Highest Rapid	91
Highest Possible	268
% Tot Scores Above Ave.	66.7%
% Time vs. Rapid	33.3%
% Made Team	16.7%




Actual Over All Average 241.167




Average SLOW 71.500



Average TIME 85.000



Average RAPID 84.666667



Standard Deviation

Lake Erie Individual Statistics & Charts CCPL 2023 - 2024

Hawkinson, Ken EXPERT Run date 03/26/24
 LE45 High Club 280 M Last Year Average 262.100 0

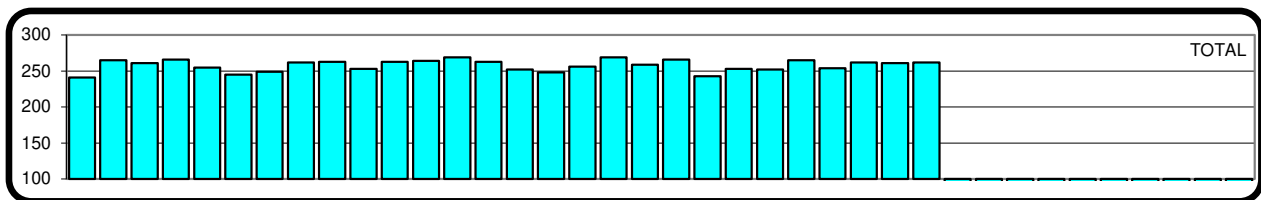
MATCHES:

Total Scheduled	30
Total Completed	28
Balance Due	2
Drops Allowed	5
Above average	16
Below average	12
At Home Range	16
At Away Range	12
Regular Schedule	28
Make up	0
Made Team	5

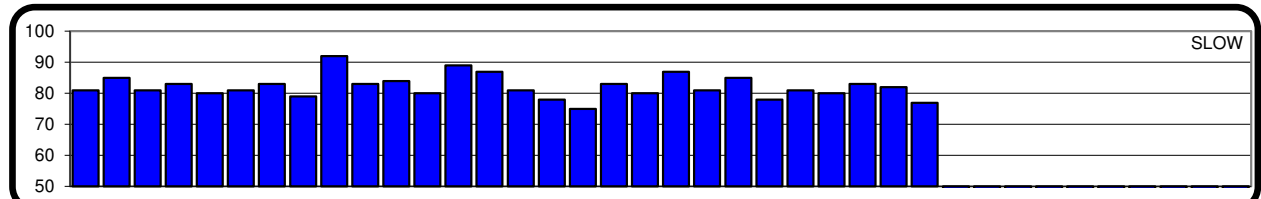
Actual Over All Average	257.893 ⁷³
Actual Final Average	259.680 ⁶⁸
Possible Final Average	260.652 ⁶³
Makeup Average	None
Home Average	256.750
Away Average	259.417
1st 12 Matches	257.250
Cleaned Slow	0
Cleaned Time	0
Cleaned Rapid	0
Cleaned Total	0

Top 3 - Scores

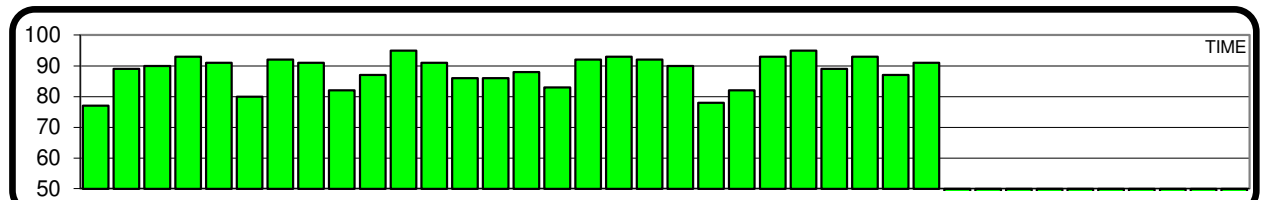
First	269 ³
Second	269 ¹
Third	266 ⁵
Highest Slow	92
Highest Time	95
Highest Rapid	94
Highest Possible	281
% Tot Scores Above Ave.	57.1%
% Time vs. Rapid	46.4%
% Made Team	17.9%



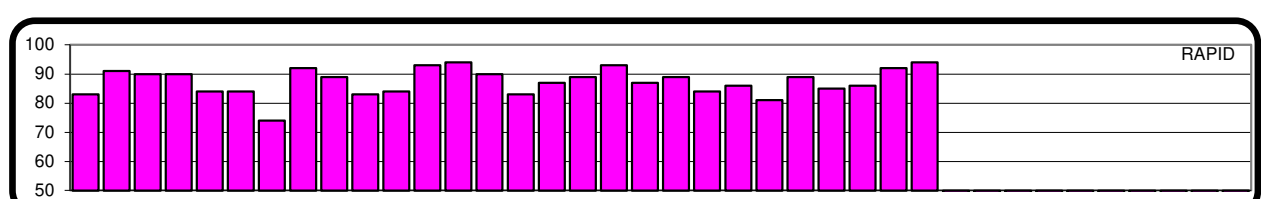
Actual Over All Average 257.893



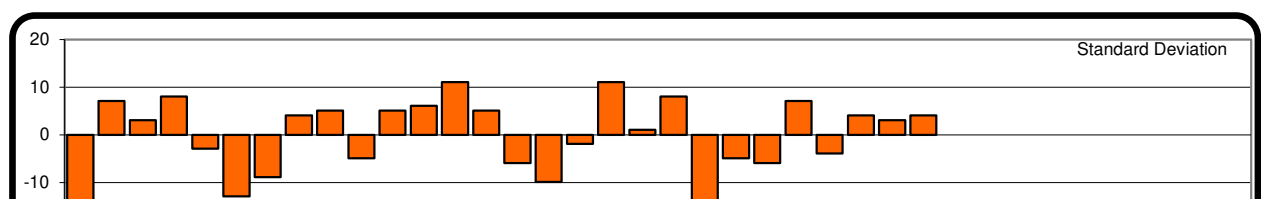
Average SLOW 82.107



Average TIME 88.429



Average RAPID 87.3571429



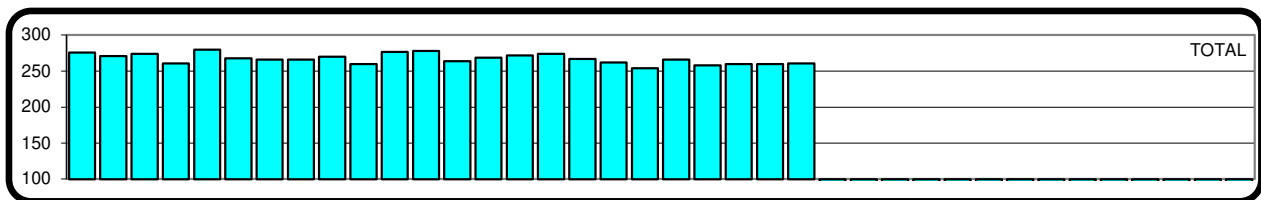
Standard Deviation

Jenkins, Russ			MASTER		Run date 03/26/24
LE49	High Club	290	M	Last Year Average	275.400 0

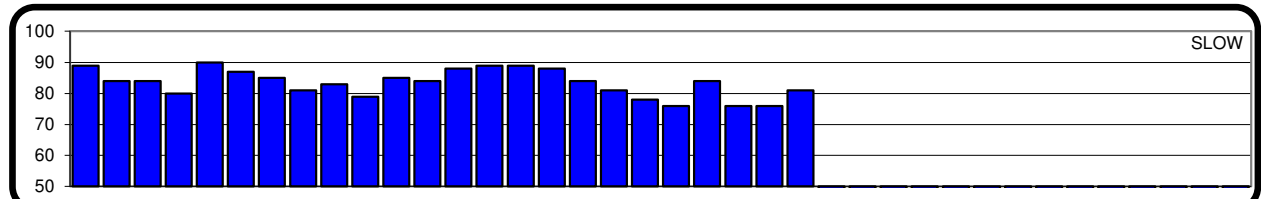
MATCHES:	
Total Scheduled	30
Total Completed	24
Balance Due	6
Drops Allowed	5
Above average	11
Below average	13
At Home Range	10
At Away Range	14
Regular Schedule	24
Make up	0
Made Team	15

Actual Over All Average	267.250 ⁸⁹
Actual Final Average	267.250 ⁸⁹
Possible Final Average	269.579 ⁷⁶
Makeup Average	None
Home Average	267.300
Away Average	267.214
1st 12 Matches	270.583
Cleaned Slow	0
Cleaned Time	0
Cleaned Rapid	0
Cleaned Total	0

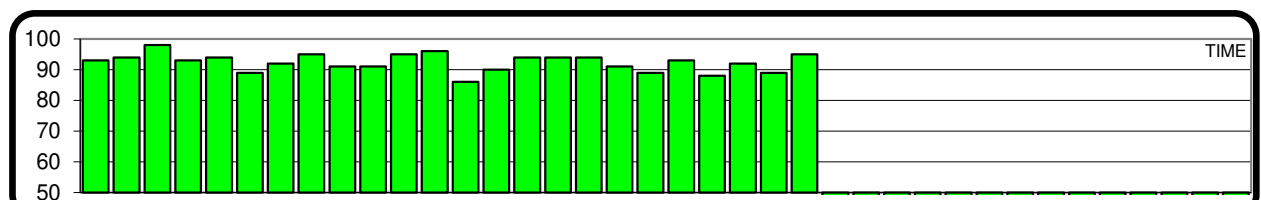
Top 3 - Scores	
First	280 ⁴
Second	278 ⁷
Third	277 ⁸
Highest Slow	90
Highest Time	98
Highest Rapid	98
Highest Possible	286
% Tot Scores Above Ave.	45.8%
% Time vs. Rapid	54.2%
% Made Team	62.5%



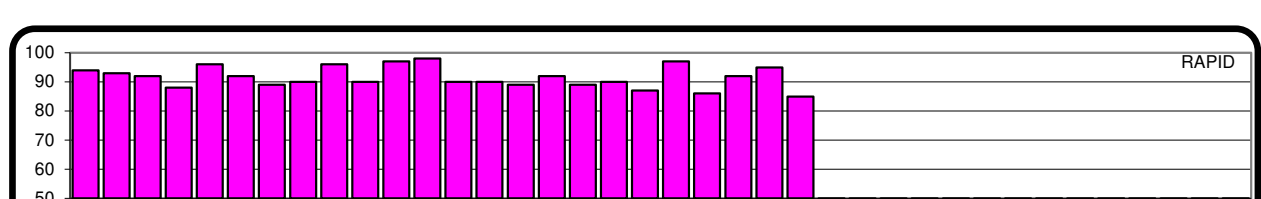
Actual Over All Average 267.250



Average SLOW 83.375



Average TIME 92.333



Average RAPID 91.5416667




Standard Deviation

Magyar, Dan LE60	PRO-MARKSMAN M	Run date 03/26/24 Last Year Average DNQ 0
----------------------------	--------------------------	---

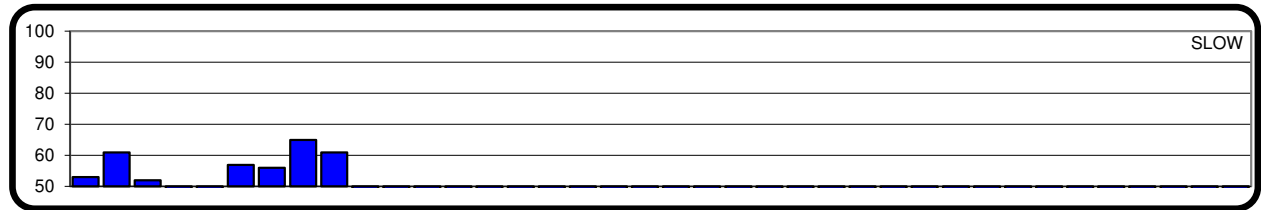
MATCHES:	
Total Scheduled	30
Total Completed	10
Balance Due	20
Drops Allowed	5
Above average	6
Below average	4
At Home Range	6
At Away Range	4
Regular Schedule	10
Make up	0
Made Team	0

Actual Over All Average	179.600 ³
Actual Final Average	179.600 ³
Possible Final Average	197.400 ¹
Makeup Average	None
Home Average	187.000
Away Average	168.500
1st 12 Matches	None
Cleaned Slow	0
Cleaned Time	0
Cleaned Rapid	0
Cleaned Total	0


Top 3 - Scores	
First	225 ⁰
Second	192 ⁰
Third	191 ¹
Highest Slow	65
Highest Time	75
Highest Rapid	87
Highest Possible	227
% Tot Scores Above Ave.	60.0%
% Time vs. Rapid	50.0%
% Made Team	0.0%



Actual Over All Average 179.600




Average SLOW 53.000



Average TIME 65.000



Average RAPID 61.6




Standard Deviation

Mathis, Dave MASTER Run date 03/26/24
 LE61 High Club 290 M Last Year Average 260.167 0

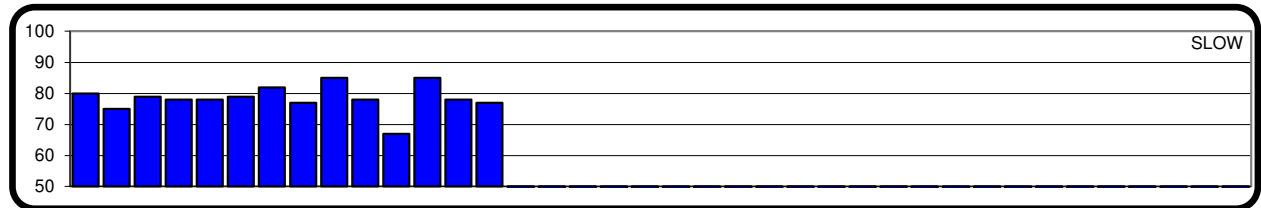
MATCHES:	
Total Scheduled	30
Total Completed	14
Balance Due	16
Drops Allowed	5
Above average	7
Below average	7
At Home Range	9
At Away Range	5
Regular Schedule	14
Make up	0
Made Team	2

Actual Over All Average	252.000 ³²
Actual Final Average	252.000 ³²
Possible Final Average	258.333 ²⁸
Makeup Average	None
Home Average	251.444
Away Average	253.000
1st 12 Matches	253.667
Cleaned Slow	0
Cleaned Time	0
Cleaned Rapid	0
Cleaned Total	0


Top 3 - Scores	
First	266 ³
Second	264 ⁴
Third	262 ³
Highest Slow	85
Highest Time	93
Highest Rapid	94
Highest Possible	272
% Tot Scores Above Ave.	50.0%
% Time vs. Rapid	64.3%
% Made Team	14.3%



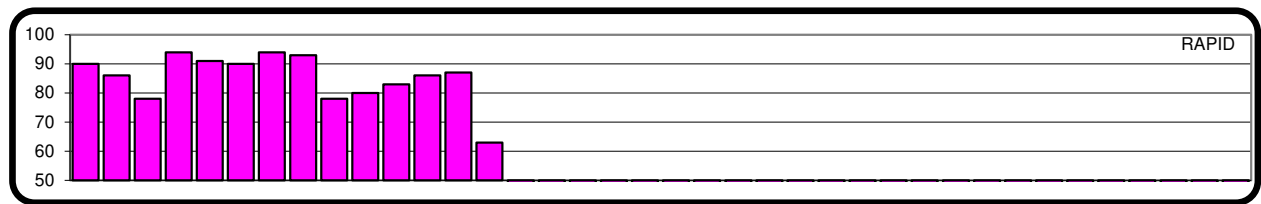
Actual Over All Average 252.000




Average SLOW 78.429



Average TIME 88.357



Average RAPID 85.2142857




Standard Deviation

McNeill, Brian MARKSMAN Run date 03/26/24
 LE62 M Last Year Average 217.792 0


MATCHES:	
Total Scheduled	30
Total Completed	12
Balance Due	18
Drops Allowed	5
Above average	6
Below average	6
At Home Range	8
At Away Range	4
Regular Schedule	12
Make up	0
Made Team	0

Actual Over All Average	217.833 ¹⁷
Actual Final Average	217.833 ¹⁷
Possible Final Average	227.143 ¹⁵
Makeup Average	None
Home Average	211.125
Away Average	231.250
1st 12 Matches	217.833
Cleaned Slow	0
Cleaned Time	0
Cleaned Rapid	0
Cleaned Total	0


Top 3 - Scores	
First	241 ²
Second	234 ¹
Third	232 ⁶
Highest Slow	79
Highest Time	86
Highest Rapid	90
Highest Possible	255
% Tot Scores Above Ave.	50.0%
% Time vs. Rapid	66.7%
% Made Team	0.0%




Actual Over All Average 217.833




Average SLOW 62.917



Average TIME 80.333



Average RAPID 74.5833333



Standard Deviation


Lake Erie Individual Statistics & Charts CCPL 2023 - 2024

McNeill, Brian Jr PRO-MARKSMAN Run date 03/26/24
 LE63 M Last Year Average 188.667 0

MATCHES:	
Total Scheduled	30
Total Completed	9
Balance Due	21
Drops Allowed	5
Above average	5
Below average	4
At Home Range	9
At Away Range	0
Regular Schedule	8
Make up	1
Made Team	0

Actual Over All Average	215.444 ¹¹
Actual Final Average	215.444 ¹¹
Possible Final Average	233.250 ⁷
Makeup Average	221.000
Home Average	215.444
Away Average	None
1st 12 Matches	None
Cleaned Slow	0
Cleaned Time	0
Cleaned Rapid	0
Cleaned Total	0

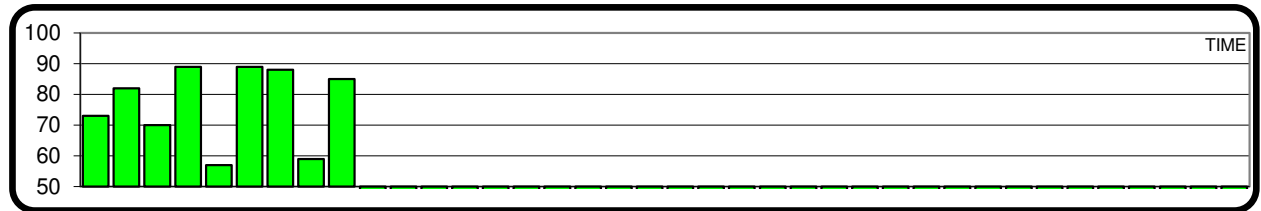
Top 3 - Scores	
First	245 ²
Second	237 ²
Third	230 ²
Highest Slow	71
Highest Time	89
Highest Rapid	95
Highest Possible	255
% Tot Scores Above Ave.	55.6%
% Time vs. Rapid	44.4%
% Made Team	0.0%



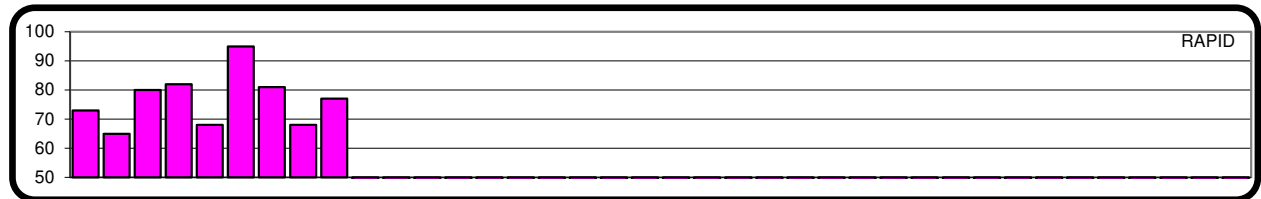
Actual Over All Average 215.444




Average SLOW 62.000



Average TIME 76.889



Average RAPID 76.555556



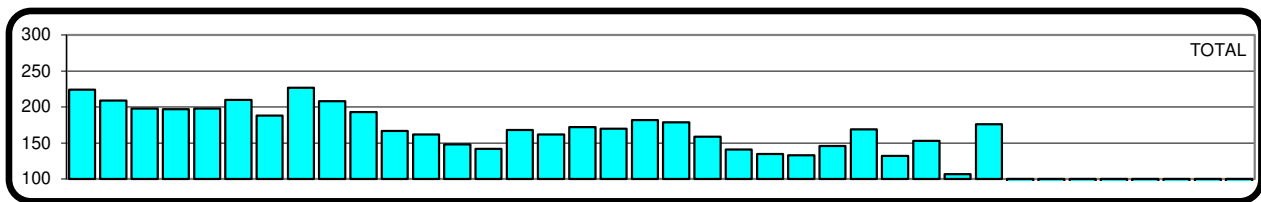
Standard Deviation

Miller, O'Dell			PRO-MARKSMAN		Run date 03/26/24
LE66	High Club	280	M	Last Year Average	168.600 0

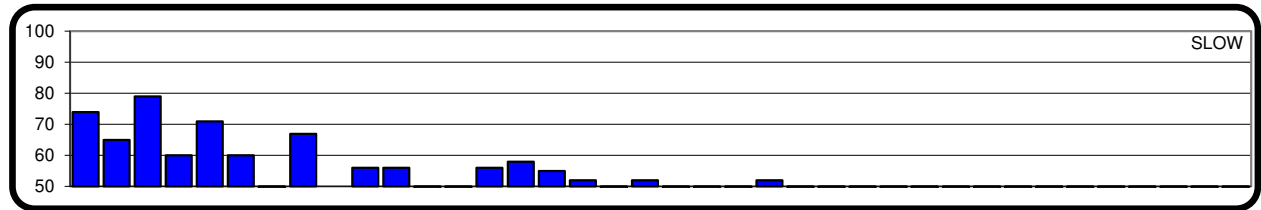
MATCHES:	
Total Scheduled	30
Total Completed	30
Balance Due	0
Drops Allowed	5
Above average	14
Below average	16
At Home Range	16
At Away Range	14
Regular Schedule	26
Make up	4
Made Team	0

Actual Over All Average	171.833 ¹⁸
Actual Final Average	180.280 ¹⁸
Possible Final Average	180.280 ¹⁸
Makeup Average	162.500
Home Average	166.563
Away Average	177.857
1st 12 Matches	198.417
Cleaned Slow	0
Cleaned Time	0
Cleaned Rapid	0
Cleaned Total	0

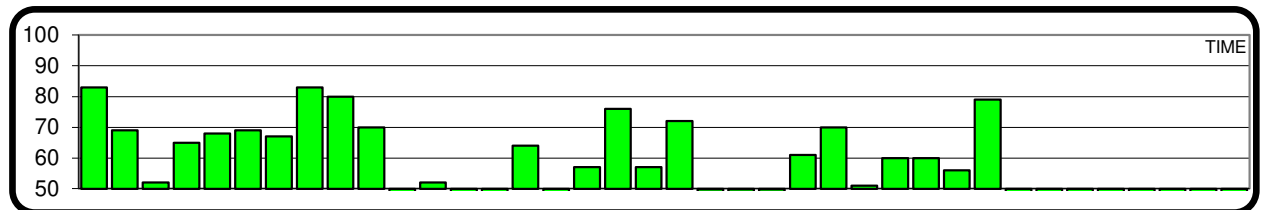
Top 3 - Scores	
First	227 ³
Second	224 ²
Third	210 ²
Highest Slow	79
Highest Time	83
Highest Rapid	81
Highest Possible	243
% Tot Scores Above Ave.	46.7%
% Time vs. Rapid	53.3%
% Made Team	0.0%



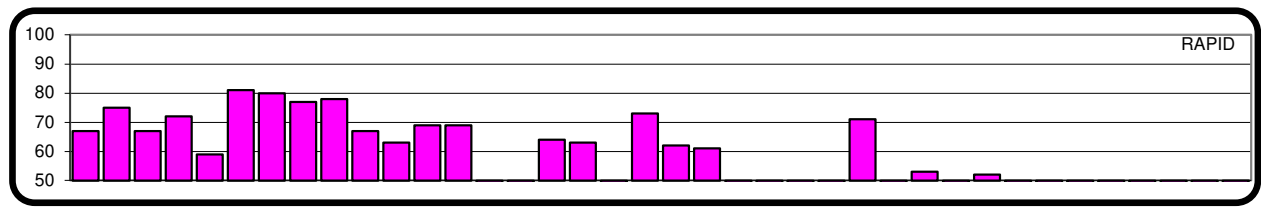
Actual Over All Average 171.833



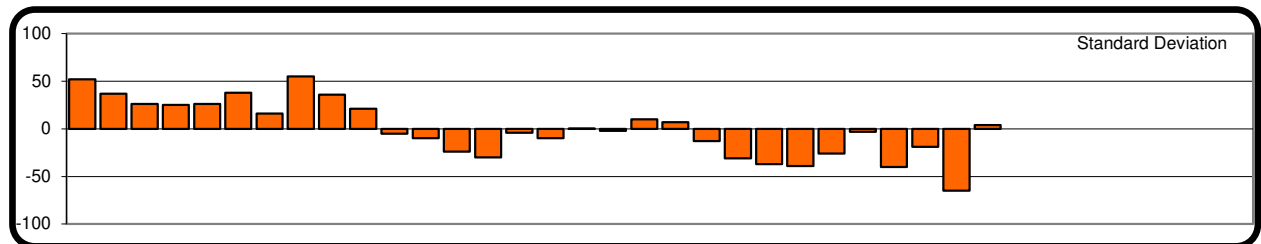
Average SLOW 52.000



Average TIME 61.500



Average RAPID 58.333333



Standard Deviation

Lake Erie Individual Statistics & Charts CCPL 2023 - 2024

Prest, Bill MASTER Run date 03/26/24
 LE68 High Club 290 M Last Year Average 266.533 0

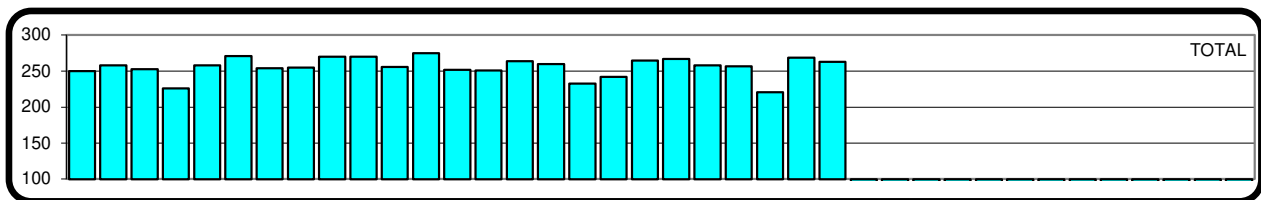
MATCHES:

Total Scheduled	30
Total Completed	25
Balance Due	5
Drops Allowed	5
Above average	15
Below average	10
At Home Range	11
At Away Range	14
Regular Schedule	25
Make up	0
Made Team	10

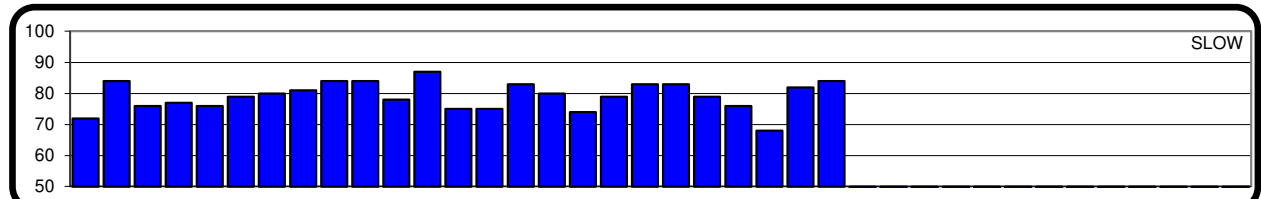
Actual Over All Average	255.920 ⁷⁰
Actual Final Average	255.920 ⁷⁰
Possible Final Average	261.300 ⁶³
Makeup Average	None
Home Average	260.182
Away Average	252.571
1st 12 Matches	258.000
Cleaned Slow	0
Cleaned Time	0
Cleaned Rapid	0
Cleaned Total	0

Top 3 - Scores

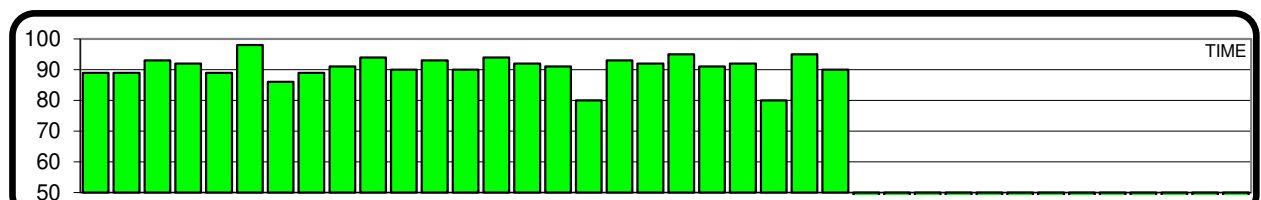
First	275 ⁶
Second	271 ⁷
Third	270 ⁴
Highest Slow	87
Highest Time	98
Highest Rapid	95
Highest Possible	280
% Tot Scores Above Ave.	60.0%
% Time vs. Rapid	80.0%
% Made Team	40.0%



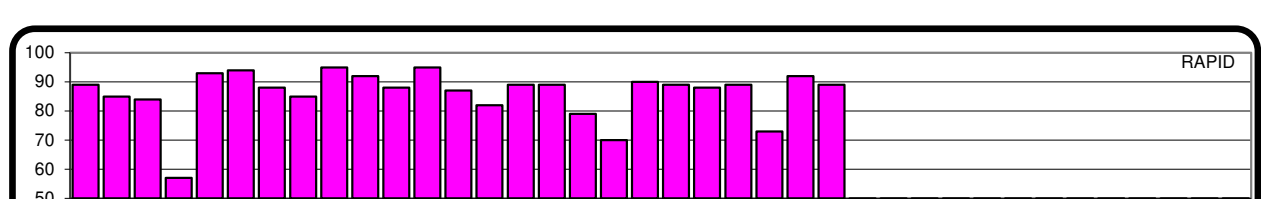
Actual Over All Average 255.920



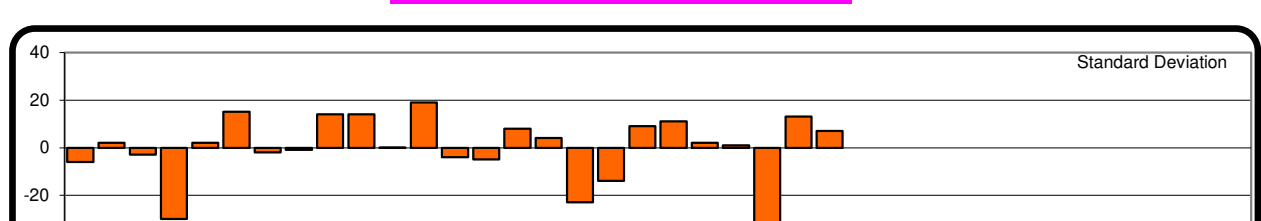
Average SLOW 79.160



Average TIME 90.720



Average RAPID 86.04



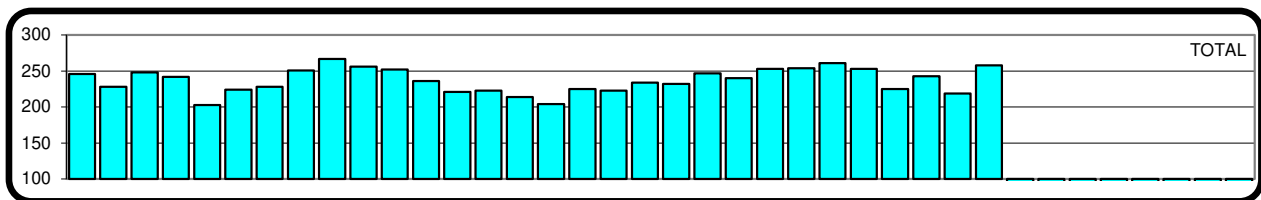
Standard Deviation

Shaw, Bob MARKSMAN Run date 03/26/24
 LE87 High Club 280 M Last Year Average 241.633 0

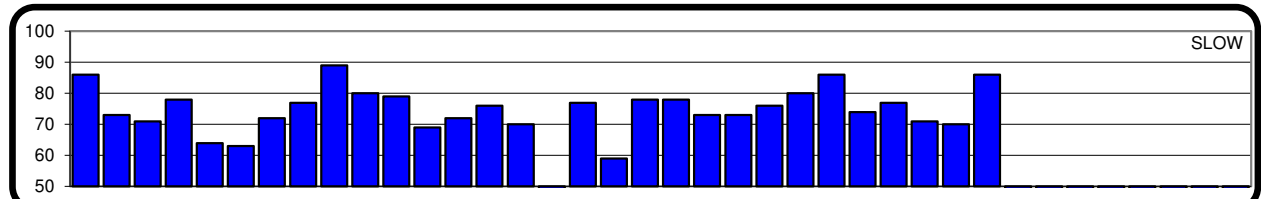
MATCHES:	
Total Scheduled	30
Total Completed	30
Balance Due	0
Drops Allowed	5
Above average	15
Below average	15
At Home Range	16
At Away Range	14
Regular Schedule	28
Make up	2
Made Team	1

Actual Over All Average	237.000 ³⁴
Actual Final Average	241.960 ²⁸
Possible Final Average	241.960 ²⁸
Makeup Average	253.000
Home Average	241.938
Away Average	231.357
1st 12 Matches	240.083
Cleaned Slow	0
Cleaned Time	0
Cleaned Rapid	0
Cleaned Total	0

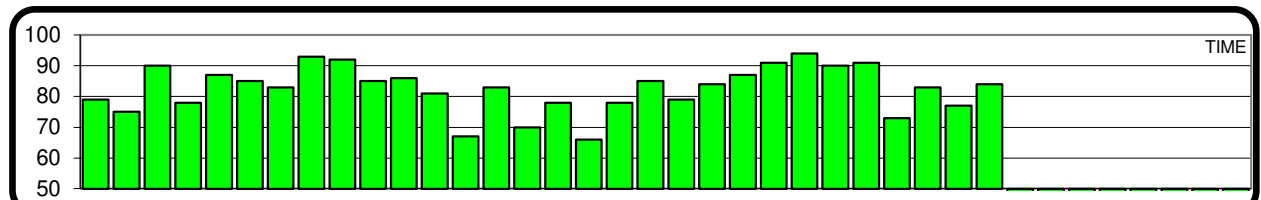
Top 3 - Scores	
First	267 ³
Second	261 ¹
Third	258 ²
Highest Slow	89
Highest Time	94
Highest Rapid	91
Highest Possible	274
% Tot Scores Above Ave.	50.0%
% Time vs. Rapid	50.0%
% Made Team	3.3%



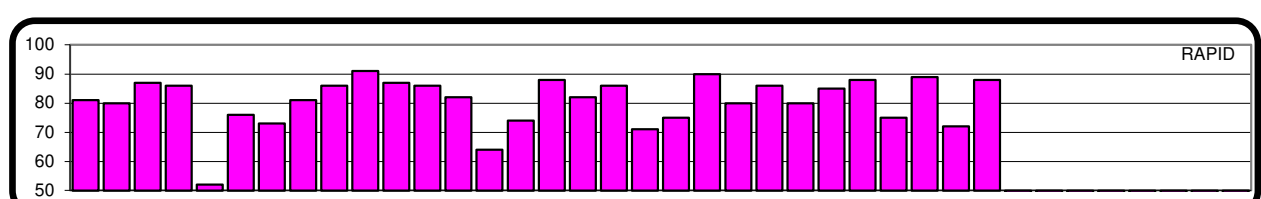
Actual Over All Average 237.000



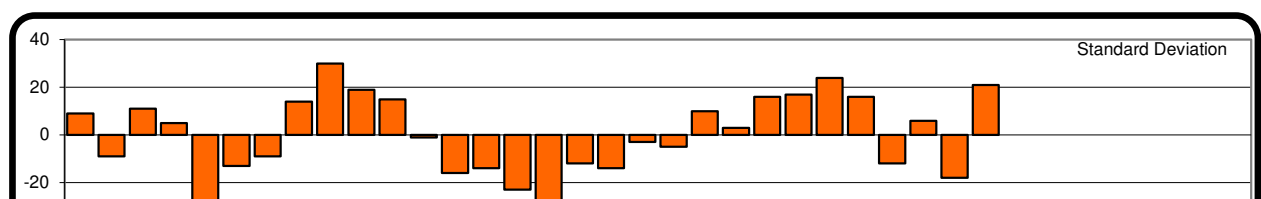
Average SLOW 73.833



Average TIME 82.467



Average RAPID 80.7



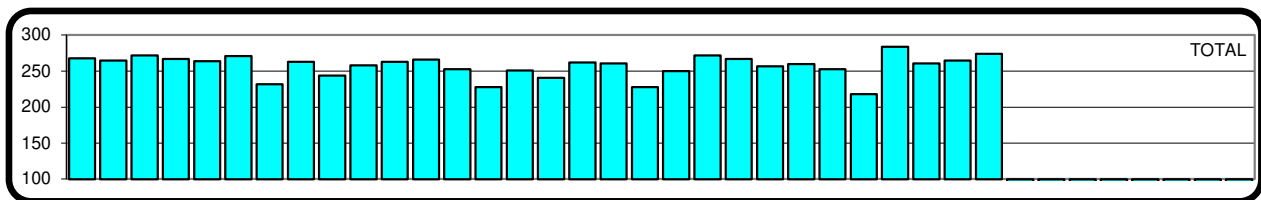
Standard Deviation

Shaw, Robert SHARPSHOOTER Run date 03/26/24
 LE89 M Last Year Average NONE 0

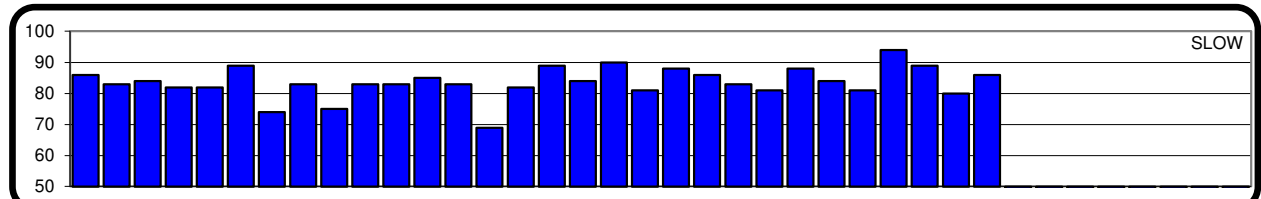
MATCHES:	
Total Scheduled	30
Total Completed	30
Balance Due	0
Drops Allowed	5
Above average	19
Below average	11
At Home Range	16
At Away Range	14
Regular Schedule	28
Make up	2
Made Team	11

Actual Over All Average	257.267 ⁸⁵
Actual Final Average	262.840 ⁷⁶
Possible Final Average	262.840 ⁷⁶
Makeup Average	257.000
Home Average	256.813
Away Average	257.786
1st 12 Matches	261.083
Cleaned Slow	0
Cleaned Time	0
Cleaned Rapid	0
Cleaned Total	0

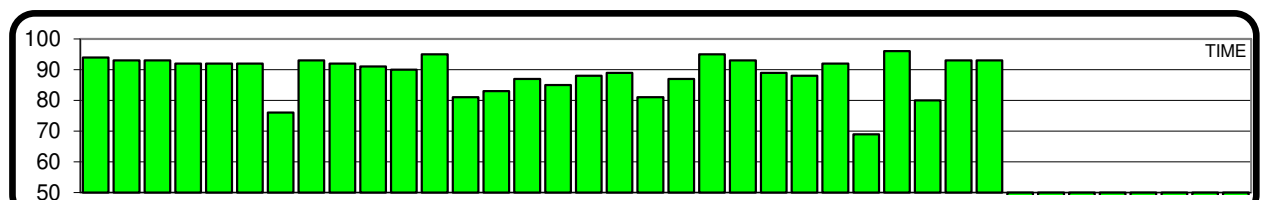
Top 3 - Scores	
First	284 ⁵
Second	274 ⁸
Third	272 ⁷
Highest Slow	94
Highest Time	96
Highest Rapid	95
Highest Possible	285
% Tot Scores Above Ave.	63.3%
% Time vs. Rapid	73.3%
% Made Team	36.7%



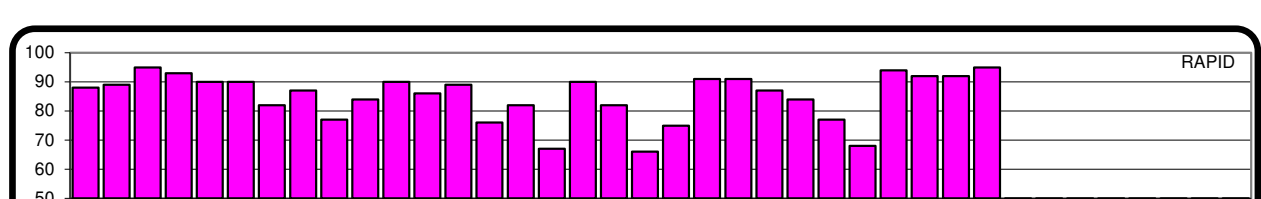
Actual Over All Average 257.267



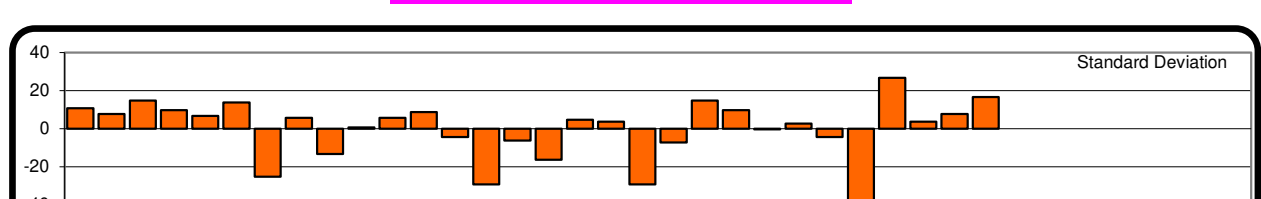
Average SLOW 83.567



Average TIME 88.733



Average RAPID 84.966667



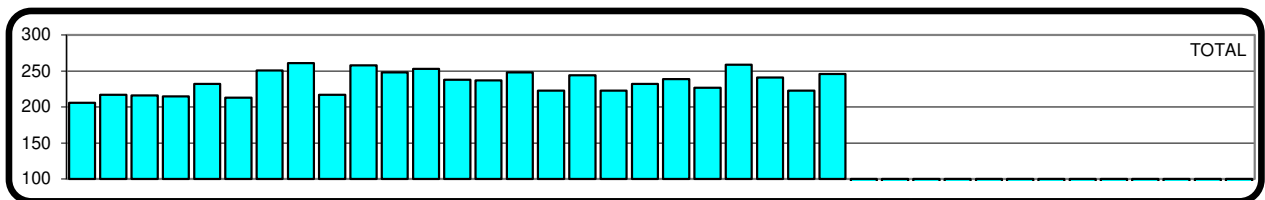
Standard Deviation

Walp, Dennis MARKSMAN Run date 03/26/24
 LE92 M Last Year Average DNQ 0

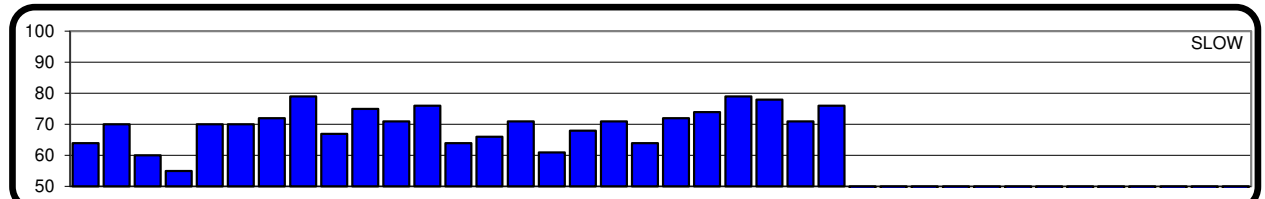
MATCHES:	
Total Scheduled	30
Total Completed	25
Balance Due	5
Drops Allowed	5
Above average	13
Below average	12
At Home Range	12
At Away Range	13
Regular Schedule	20
Make up	5
Made Team	1

Actual Over All Average	234.680 ⁴¹
Actual Final Average	234.680 ⁴¹
Possible Final Average	240.000 ³⁴
Makeup Average	243.200
Home Average	233.583
Away Average	235.692
1st 12 Matches	232.250
Cleaned Slow	0
Cleaned Time	0
Cleaned Rapid	0
Cleaned Total	0

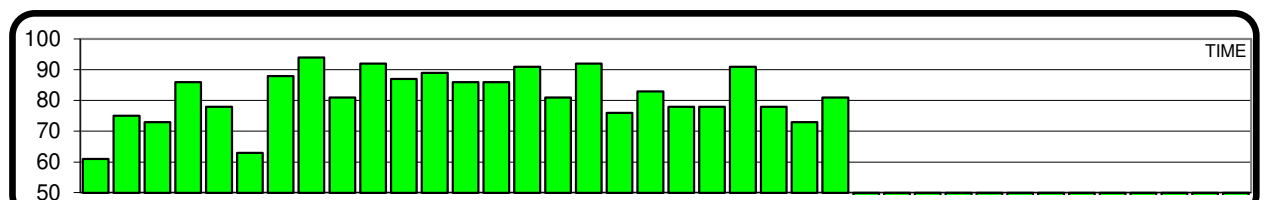
Top 3 - Scores	
First	261 ³
Second	259 ³
Third	258 ¹
Highest Slow	79
Highest Time	94
Highest Rapid	91
Highest Possible	264
% Tot Scores Above Ave.	52.0%
% Time vs. Rapid	44.0%
% Made Team	4.0%



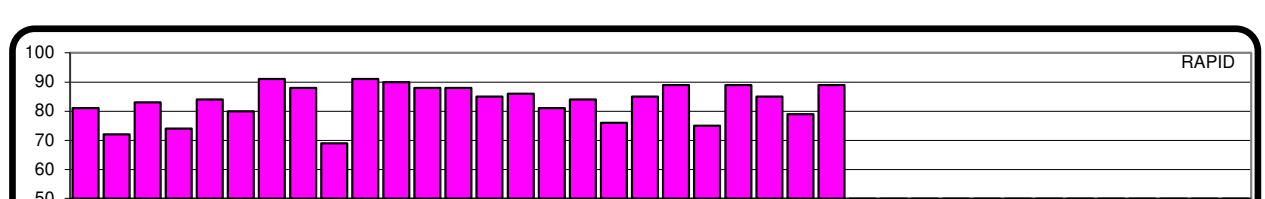
Actual Over All Average 234.680



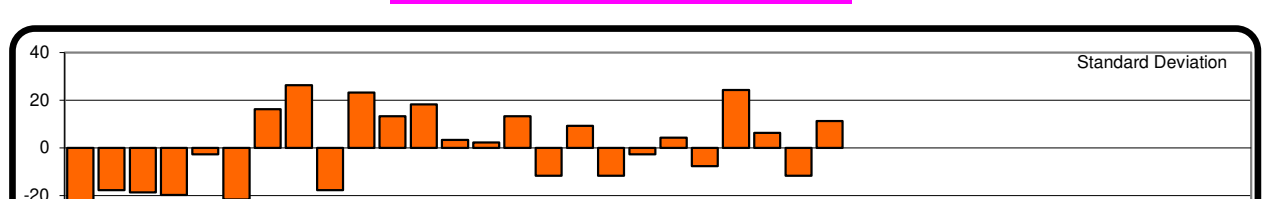
Average SLOW 69.760



Average TIME 81.640



Average RAPID 83.28



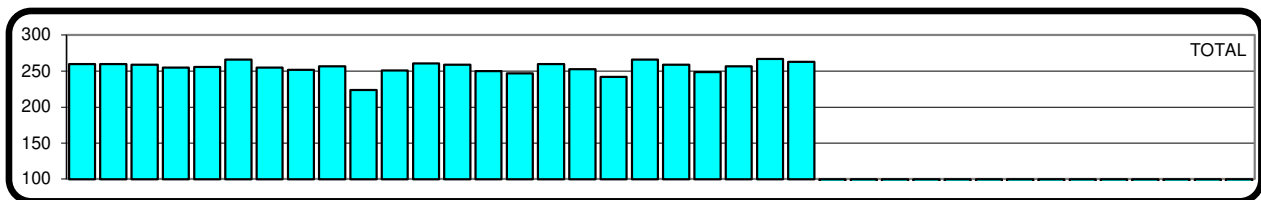
Standard Deviation

Walp, Sophia SHARPSHOOTER Run date 03/26/24
 LE93 F Last Year Average 251.038 0

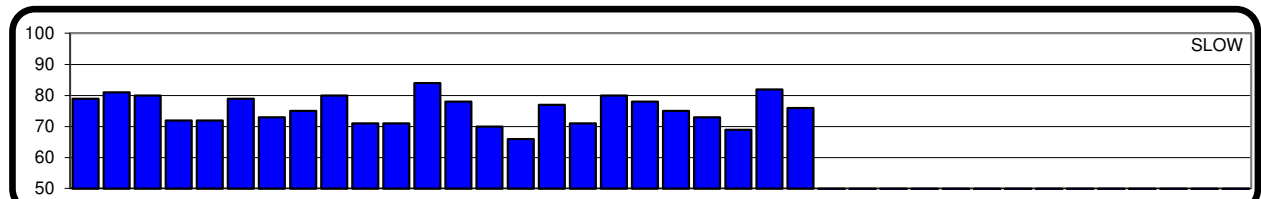
MATCHES:	
Total Scheduled	30
Total Completed	24
Balance Due	6
Drops Allowed	5
Above average	14
Below average	10
At Home Range	11
At Away Range	13
Regular Schedule	18
Make up	6
Made Team	6

Actual Over All Average	255.333 ⁸⁹
Actual Final Average	255.333 ⁸⁹
Possible Final Average	258.737 ⁷⁴
Makeup Average	251.500
Home Average	255.545
Away Average	255.154
1st 12 Matches	254.667
Cleaned Slow	0
Cleaned Time	0
Cleaned Rapid	0
Cleaned Total	0

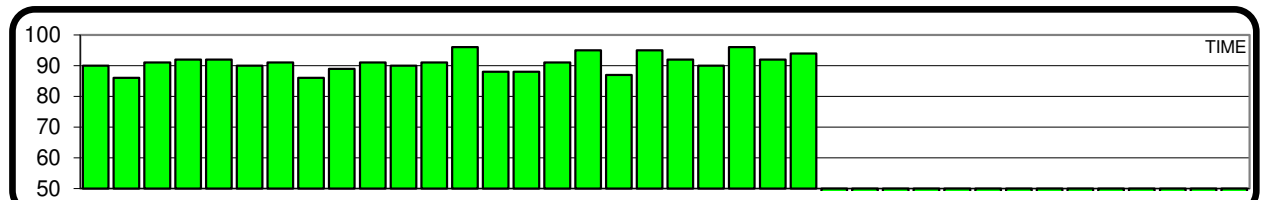
Top 3 - Scores	
First	267 ⁵
Second	266 ⁴
Third	266 ⁴
Highest Slow	84
Highest Time	96
Highest Rapid	97
Highest Possible	277
% Tot Scores Above Ave.	58.3%
% Time vs. Rapid	50.0%
% Made Team	25.0%



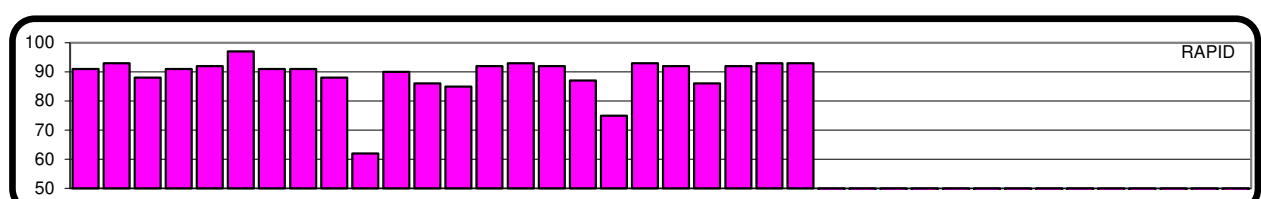
Actual Over All Average 255.333



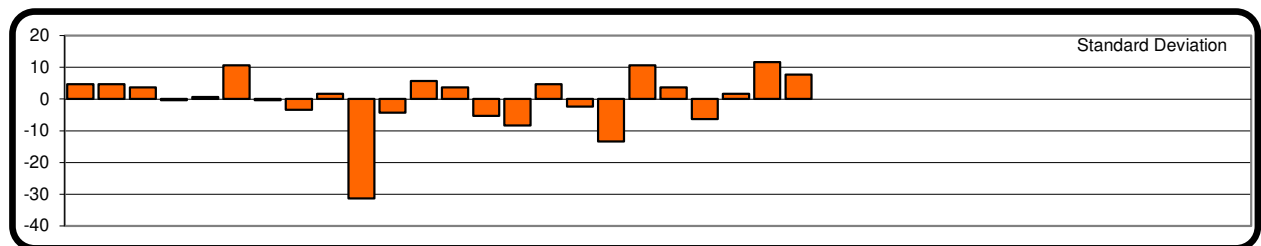
Average SLOW 75.500



Average TIME 90.958



Average RAPID 88.875



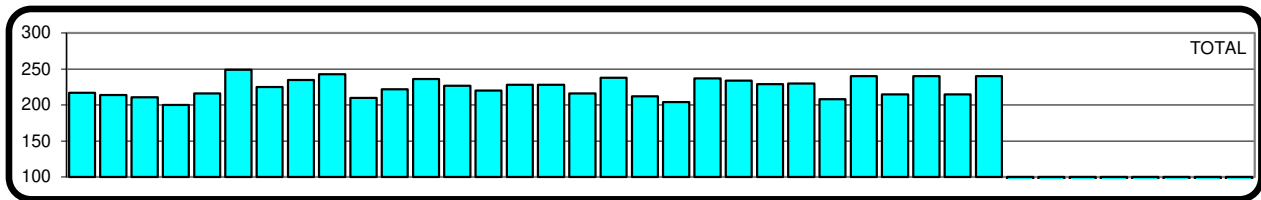
Standard Deviation

Bernosky, Brian MARKSMAN Run date 03/26/24
 NO03 M Last Year Average 237.933 0

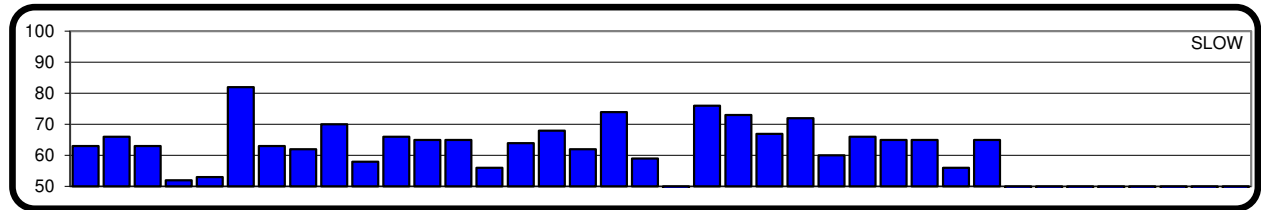
MATCHES:	
Total Scheduled	30
Total Completed	30
Balance Due	0
Drops Allowed	5
Above average	16
Below average	14
At Home Range	16
At Away Range	14
Regular Schedule	30
Make up	0
Made Team	2

Actual Over All Average	224.633 ⁴⁵
Actual Final Average	228.240 ³⁷
Possible Final Average	228.240 ³⁷
Makeup Average	None
Home Average	222.625
Away Average	226.929
1st 12 Matches	223.167
Cleaned Slow	0
Cleaned Time	0
Cleaned Rapid	0
Cleaned Total	0

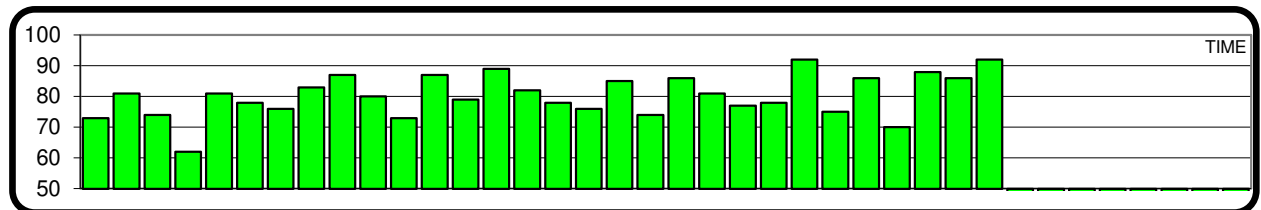
Top 3 - Scores	
First	249 ²
Second	243 ¹
Third	240 ⁵
Highest Slow	82
Highest Time	92
Highest Rapid	90
Highest Possible	264
% Tot Scores Above Ave.	53.3%
% Time vs. Rapid	43.3%
% Made Team	6.7%



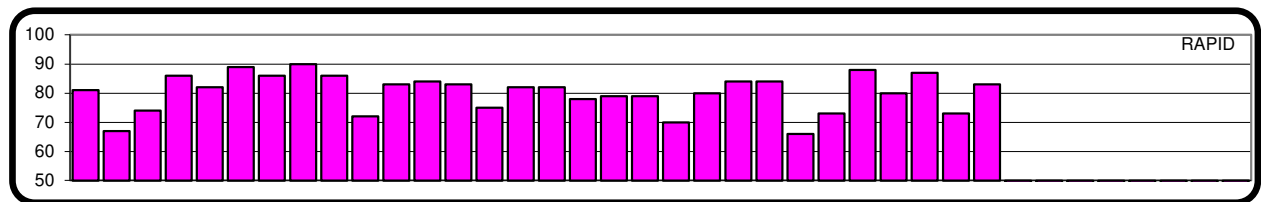
Actual Over All Average 224.633



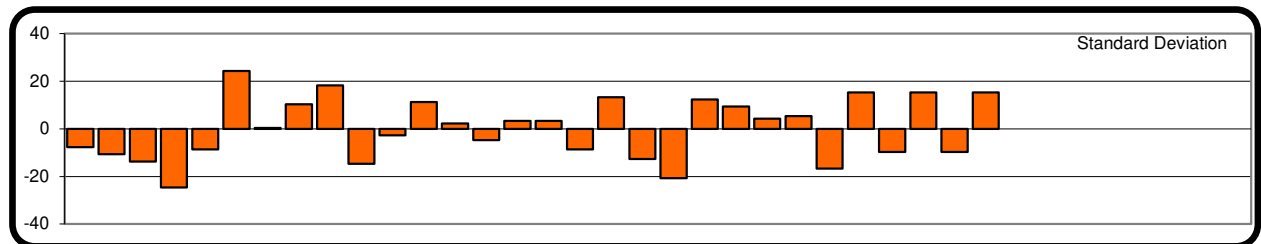
Average SLOW 64.133



Average TIME 80.300



Average RAPID 80.2



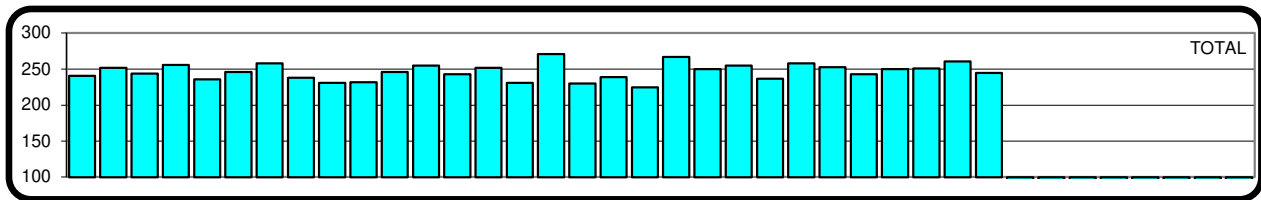
Standard Deviation

Iannetti, Anthony EXPERT Run date 03/26/24
 NO37 M Last Year Average 251.667 0

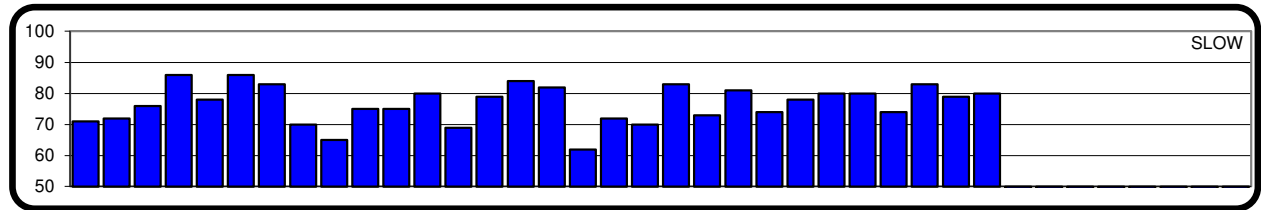
MATCHES:	
Total Scheduled	30
Total Completed	30
Balance Due	0
Drops Allowed	5
Above average	14
Below average	16
At Home Range	18
At Away Range	12
Regular Schedule	28
Make up	2
Made Team	15

Actual Over All Average	246.533 ⁵³
Actual Final Average	249.880 ⁴⁸
Possible Final Average	249.880 ⁴⁸
Makeup Average	253.000
Home Average	247.222
Away Average	245.500
1st 12 Matches	244.583
Cleaned Slow	0
Cleaned Time	0
Cleaned Rapid	0
Cleaned Total	0

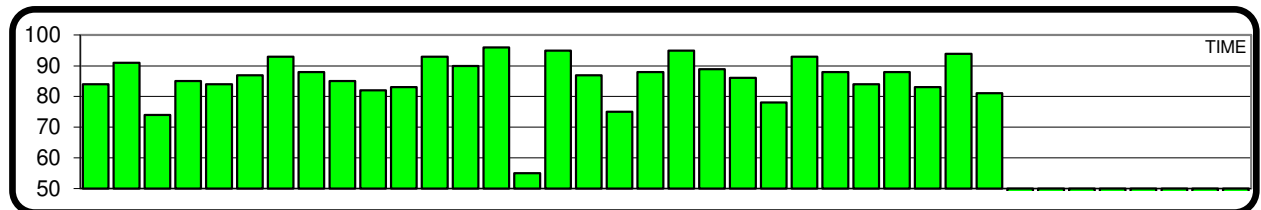
Top 3 - Scores	
First	271 ⁴
Second	267 ⁴
Third	261 ³
Highest Slow	86
Highest Time	96
Highest Rapid	94
Highest Possible	276
% Tot Scores Above Ave.	46.7%
% Time vs. Rapid	63.3%
% Made Team	50.0%



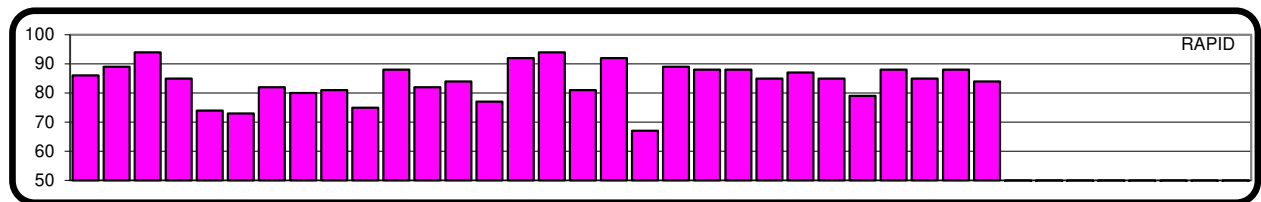
Actual Over All Average 246.533



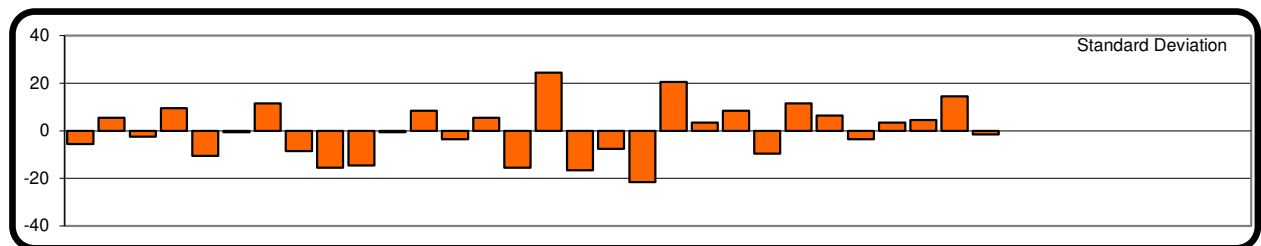
Average SLOW 76.667



Average TIME 85.800



Average RAPID 84.066667



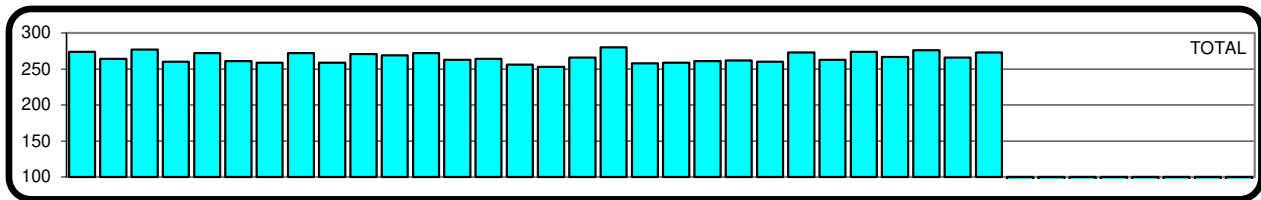
Standard Deviation

Karapandzic, Dan EXPERT Run date 03/26/24
 NO53 High Club 290 M Last Year Average 266.267 0

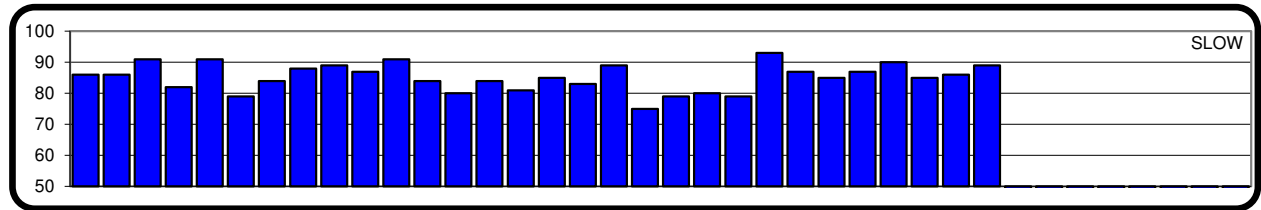
MATCHES:	
Total Scheduled	30
Total Completed	30
Balance Due	0
Drops Allowed	5
Above average	13
Below average	17
At Home Range	16
At Away Range	14
Regular Schedule	30
Make up	0
Made Team	30

Actual Over All Average	266.133 ⁹⁷
Actual Final Average	267.960 ⁸⁵
Possible Final Average	267.960 ⁸⁵
Makeup Average	None
Home Average	266.625
Away Average	265.571
1st 12 Matches	267.500
Cleaned Slow	0
Cleaned Time	0
Cleaned Rapid	0
Cleaned Total	0

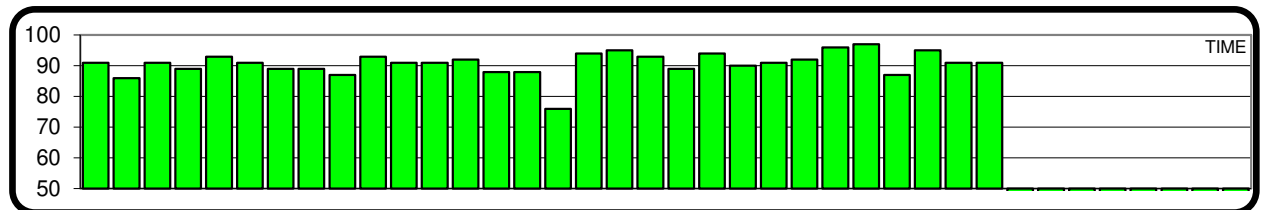
Top 3 - Scores	
First	280 ⁹
Second	277 ⁵
Third	276 ⁴
Highest Slow	93
Highest Time	97
Highest Rapid	97
Highest Possible	287
% Tot Scores Above Ave.	43.3%
% Time vs. Rapid	46.7%
% Made Team	100.0%



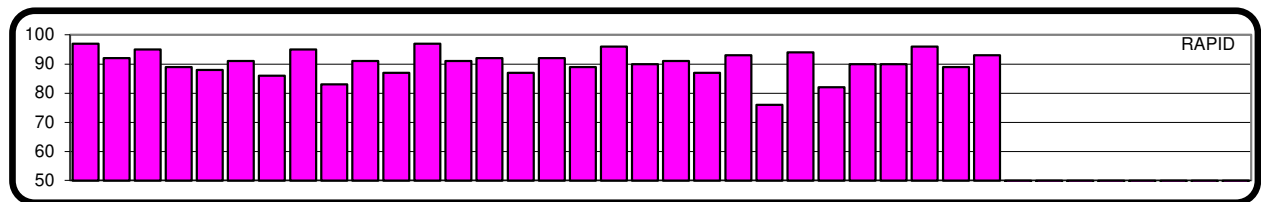
Actual Over All Average 266.133



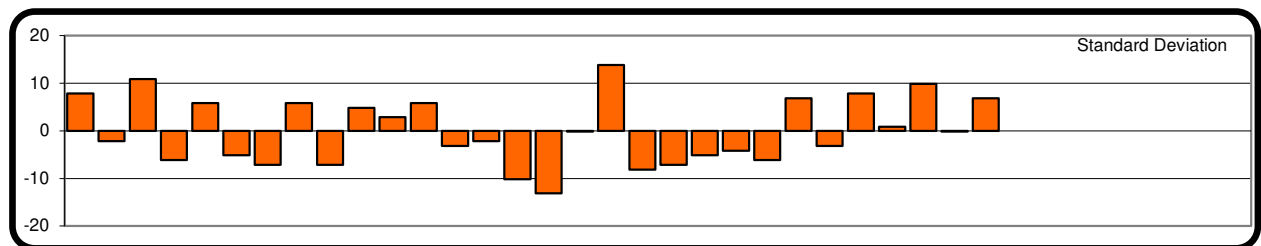
Average SLOW 85.167



Average TIME 90.667



Average RAPID 90.3



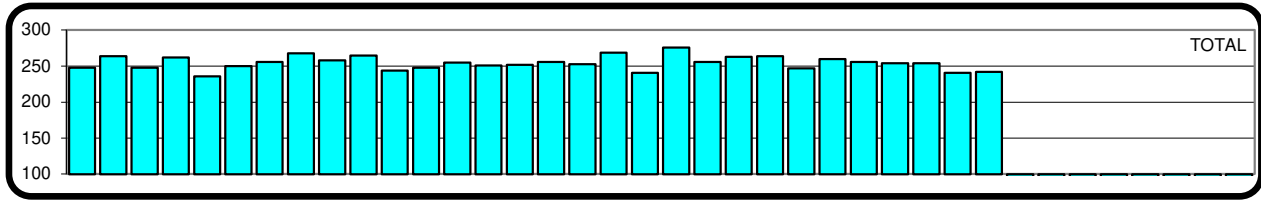
Standard Deviation

Lazorik, John SHARPSHOOTER Run date 03/26/24
 NO61 M Last Year Average 259.900 0

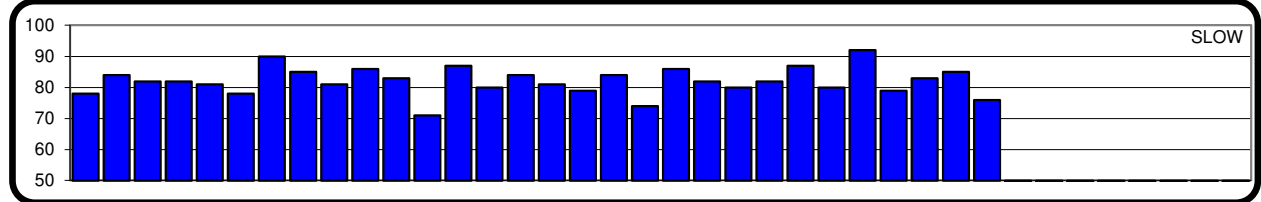
MATCHES:	
Total Scheduled	30
Total Completed	30
Balance Due	0
Drops Allowed	5
Above average	15
Below average	15
At Home Range	18
At Away Range	12
Regular Schedule	28
Make up	2
Made Team	28

Actual Over All Average	254.567 ⁶⁸
Actual Final Average	257.320 ⁶⁰
Possible Final Average	257.320 ⁶⁰
Makeup Average	241.500
Home Average	253.611
Away Average	256.000
1st 12 Matches	253.917
Cleaned Slow	0
Cleaned Time	0
Cleaned Rapid	0
Cleaned Total	0

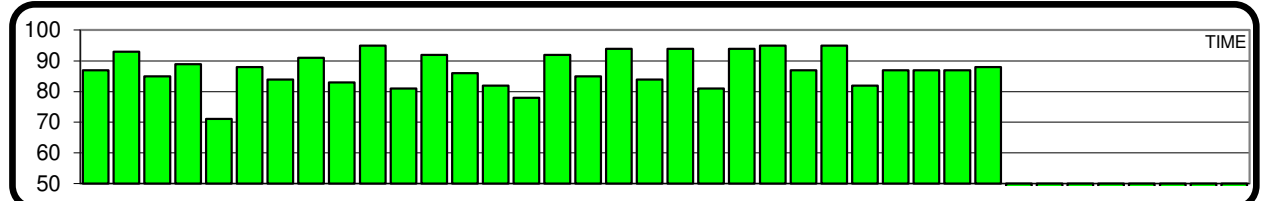
Top 3 - Scores	
First	276 ⁷
Second	269 ⁷
Third	268 ⁴
Highest Slow	92
Highest Time	95
Highest Rapid	96
Highest Possible	283
% Tot Scores Above Ave.	50.0%
% Time vs. Rapid	63.3%
% Made Team	93.3%



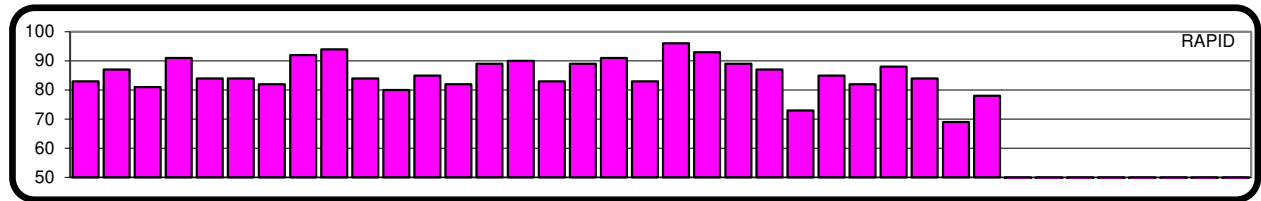
Actual Over All Average 254.567



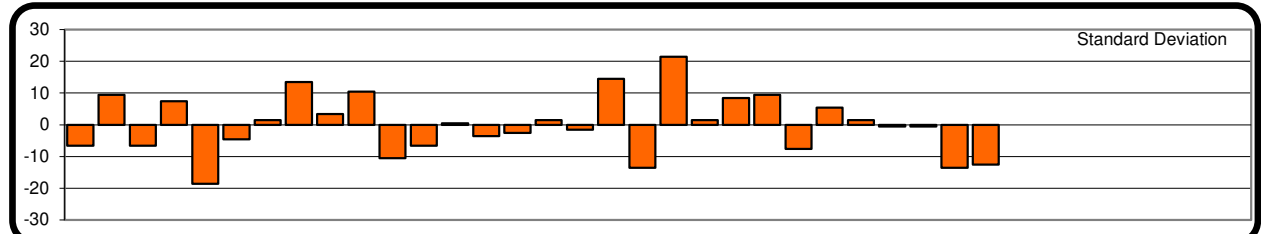
Average SLOW 82.067



Average TIME 87.233



Average RAPID 85.266667



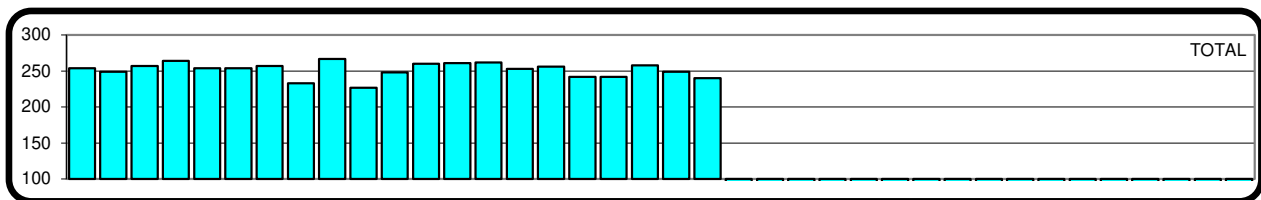
Standard Deviation

Lisy IV, Tom SHARPSHOOTER Run date 03/26/24
 NO58 M Last Year Average 253.708 0

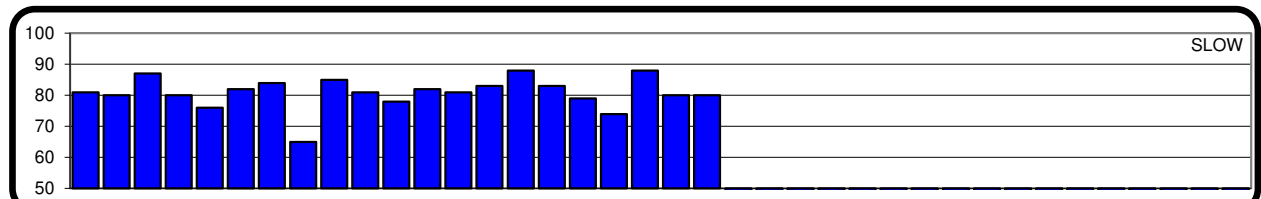
MATCHES:	
Total Scheduled	30
Total Completed	21
Balance Due	9
Drops Allowed	5
Above average	13
Below average	8
At Home Range	10
At Away Range	11
Regular Schedule	16
Make up	5
Made Team	12

Actual Over All Average	251.762 ⁴⁹
Actual Final Average	251.762 ⁴⁹
Possible Final Average	256.438 ⁴²
Makeup Average	249.600
Home Average	247.600
Away Average	255.545
1st 12 Matches	252.000
Cleaned Slow	0
Cleaned Time	0
Cleaned Rapid	0
Cleaned Total	0

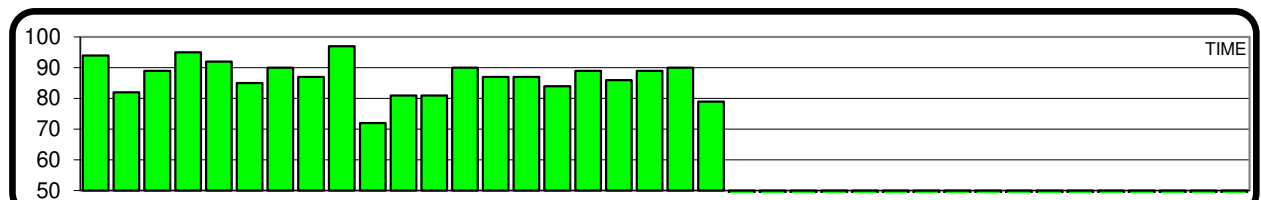
Top 3 - Scores	
First	267 ²
Second	264 ⁷
Third	262 ⁴
Highest Slow	88
Highest Time	97
Highest Rapid	97
Highest Possible	282
% Tot Scores Above Ave.	61.9%
% Time vs. Rapid	57.1%
% Made Team	57.1%



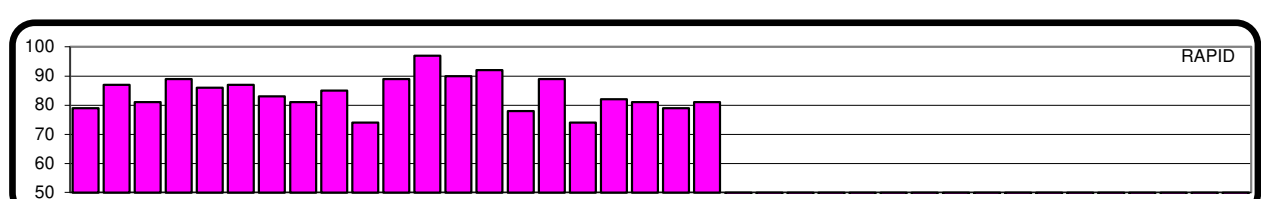
Actual Over All Average 251.762



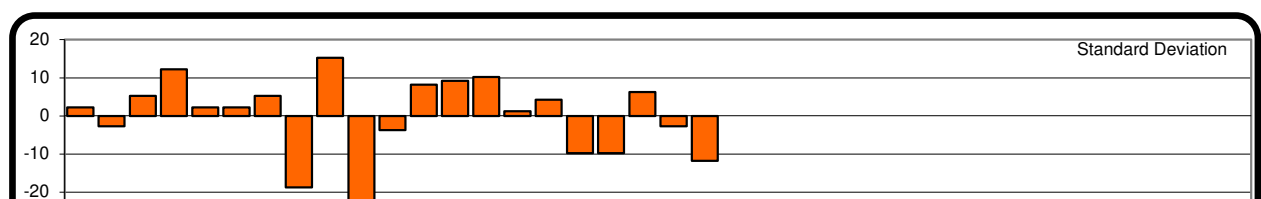
Average SLOW 80.810



Average TIME 86.952



Average RAPID 84



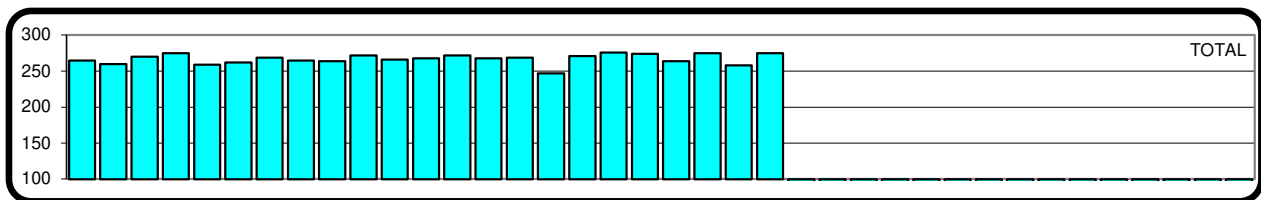
Standard Deviation

Lisy, Tom EXPERT Run date 03/26/24
 NOS7 High Club 280 M Last Year Average DNQ 0

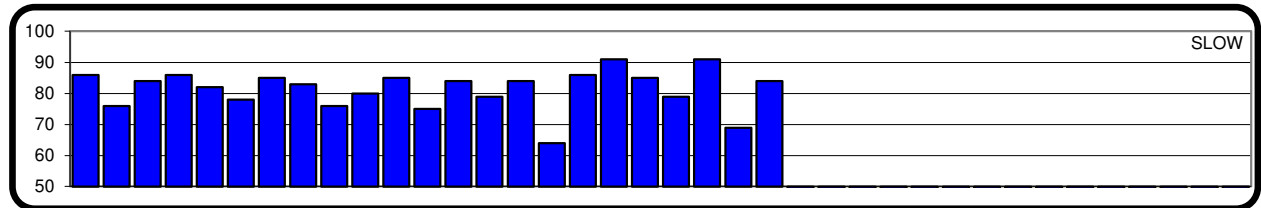
MATCHES:	
Total Scheduled	30
Total Completed	23
Balance Due	7
Drops Allowed	5
Above average	13
Below average	10
At Home Range	14
At Away Range	9
Regular Schedule	20
Make up	3
Made Team	19

Actual Over All Average	267.130 ⁸¹
Actual Final Average	267.130 ⁸¹
Possible Final Average	269.889 ⁶⁹
Makeup Average	269.000
Home Average	266.571
Away Average	268.000
1st 12 Matches	266.250
Cleaned Slow	0
Cleaned Time	0
Cleaned Rapid	0
Cleaned Total	0

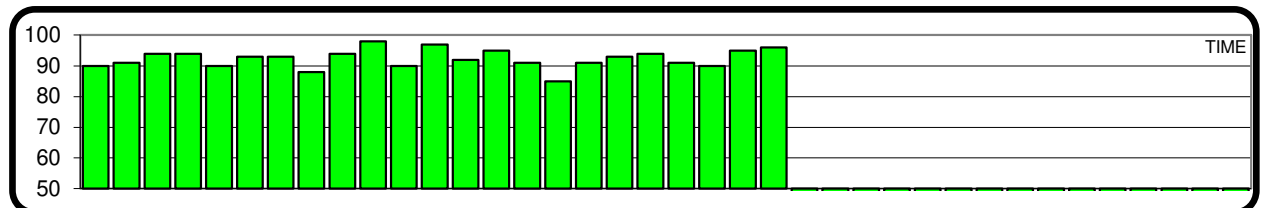
Top 3 - Scores	
First	276 ⁵
Second	275 ⁵
Third	275 ²
Highest Slow	91
Highest Time	98
Highest Rapid	98
Highest Possible	287
% Tot Scores Above Ave.	56.5%
% Time vs. Rapid	47.8%
% Made Team	82.6%



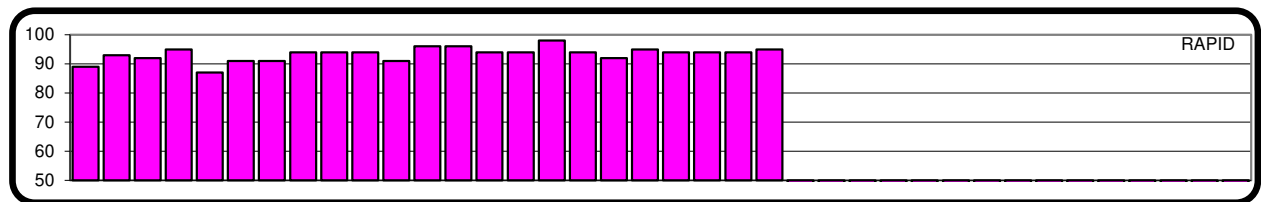
Actual Over All Average 267.130



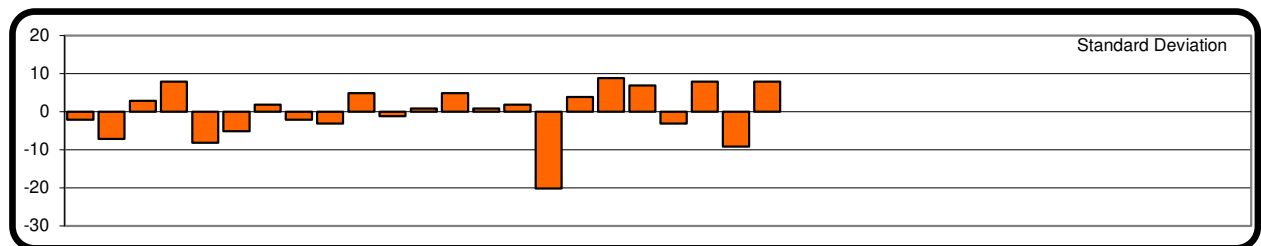
Average SLOW 81.391



Average TIME 92.391



Average RAPID 93.3478261



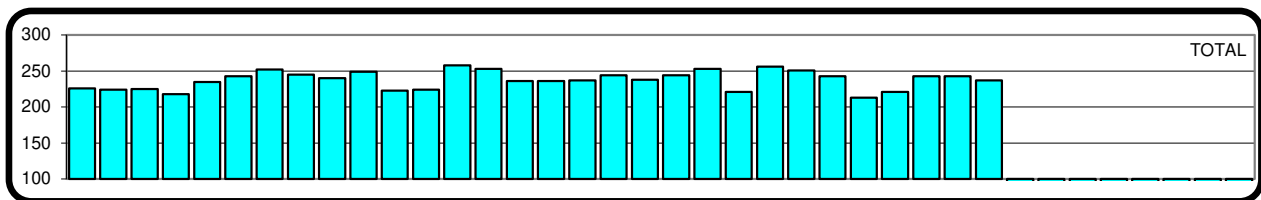
Standard Deviation

McKeown, Brian NO60	MARKSMAN M	Run date 03/26/24 Last Year Average 244.167 0
-------------------------------	----------------------	--

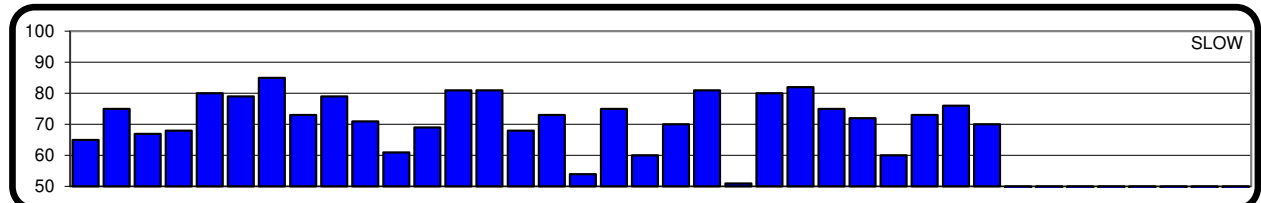
MATCHES:	
Total Scheduled	30
Total Completed	30
Balance Due	0
Drops Allowed	5
Above average	16
Below average	14
At Home Range	16
At Away Range	14
Regular Schedule	30
Make up	0
Made Team	12

Actual Over All Average	237.700 ⁵⁴
Actual Final Average	241.400 ⁴⁷
Possible Final Average	241.400 ⁴⁷
Makeup Average	None
Home Average	237.188
Away Average	238.286
1st 12 Matches	233.667
Cleaned Slow	0
Cleaned Time	0
Cleaned Rapid	0
Cleaned Total	0

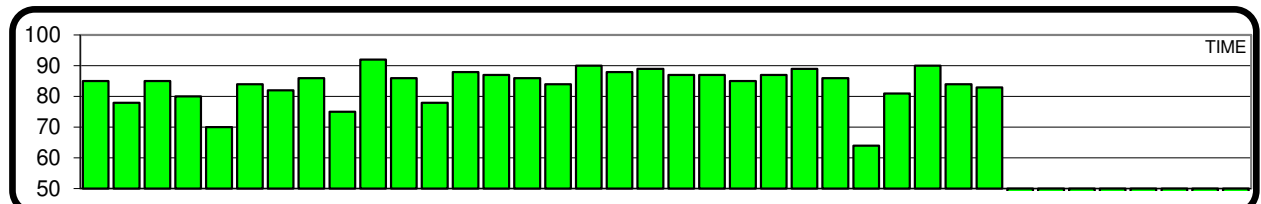
Top 3 - Scores	
First	258 ¹
Second	256 ²
Third	253 ³
Highest Slow	85
Highest Time	92
Highest Rapid	93
Highest Possible	270
% Tot Scores Above Ave.	53.3%
% Time vs. Rapid	60.0%
% Made Team	40.0%



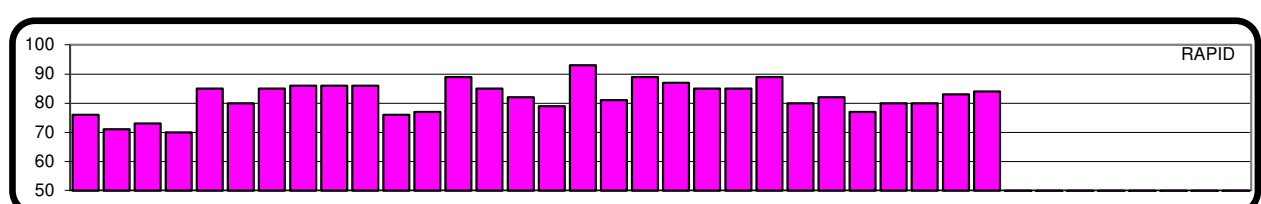
Actual Over All Average 237.700



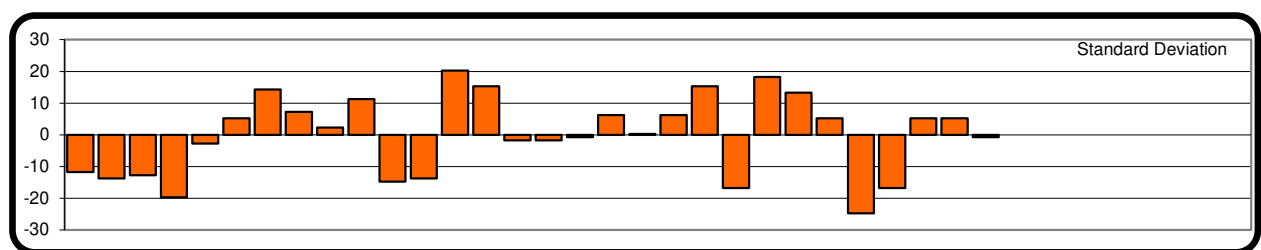
Average SLOW 71.800



Average TIME 83.867



Average RAPID 82.0333333



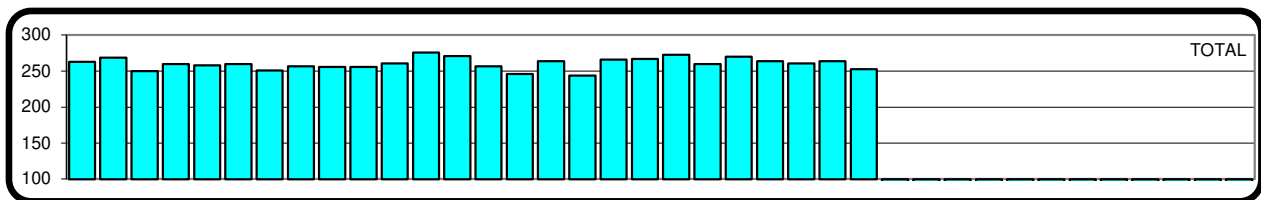
Standard Deviation

Ondraka, Carl MASTER Run date 03/26/24
 NO64 High Club 280 M Last Year Average 267.133 0

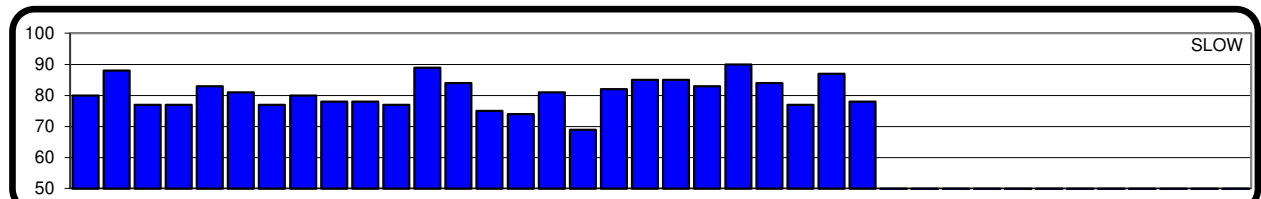
MATCHES:	
Total Scheduled	30
Total Completed	26
Balance Due	4
Drops Allowed	5
Above average	13
Below average	13
At Home Range	14
At Away Range	12
Regular Schedule	26
Make up	0
Made Team	25

Actual Over All Average	260.654 ⁶⁶
Actual Final Average	261.320 ⁶⁶
Possible Final Average	263.476 ⁵⁹
Makeup Average	None
Home Average	261.214
Away Average	260.000
1st 12 Matches	259.750
Cleaned Slow	0
Cleaned Time	0
Cleaned Rapid	0
Cleaned Total	0

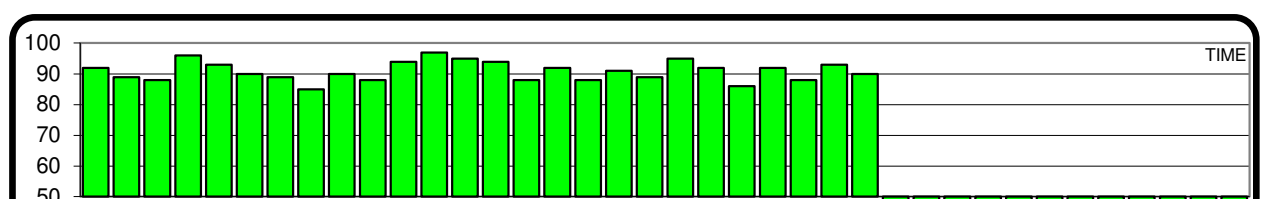
Top 3 - Scores	
First	276 ⁶
Second	273 ⁶
Third	271 ³
Highest Slow	90
Highest Time	97
Highest Rapid	96
Highest Possible	283
% Tot Scores Above Ave.	50.0%
% Time vs. Rapid	73.1%
% Made Team	96.2%



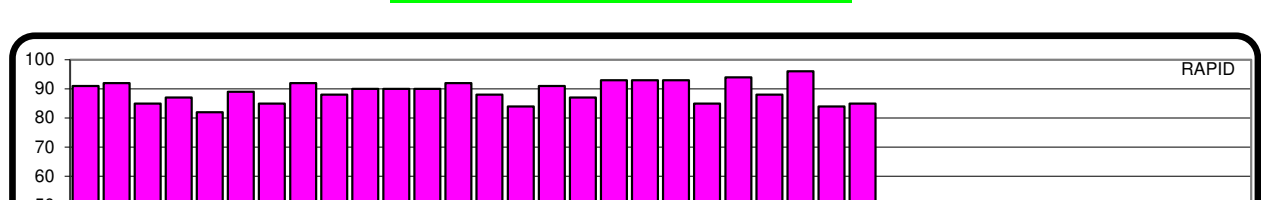
Actual Over All Average 260.654



Average SLOW 80.731



Average TIME 90.923



Average RAPID 89



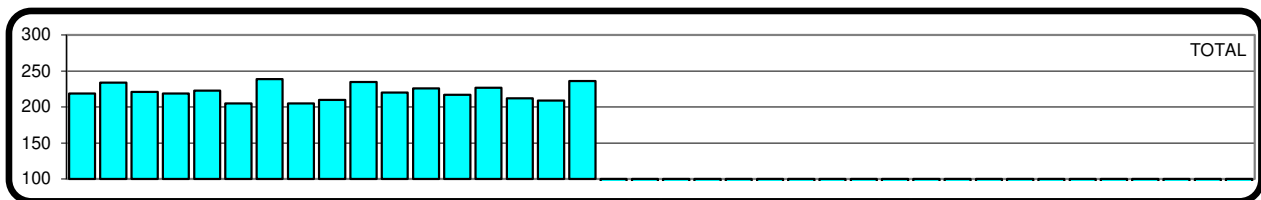
Standard Deviation

Santa, Steve SHARPSHOOTER Run date 03/26/24
 NO70 M Last Year Average 225.367 0

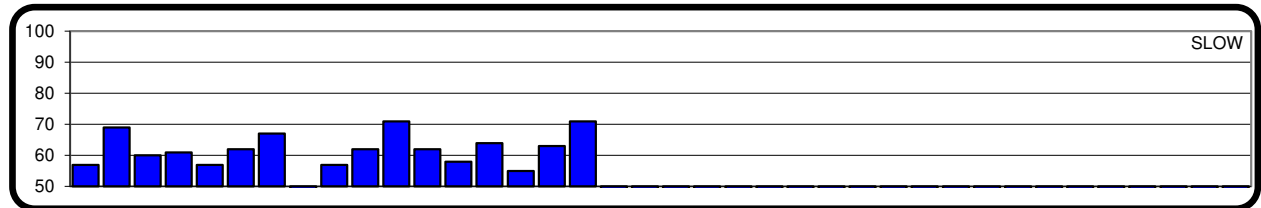
MATCHES:	
Total Scheduled	30
Total Completed	17
Balance Due	13
Drops Allowed	5
Above average	7
Below average	9
At Home Range	11
At Away Range	6
Regular Schedule	16
Make up	1
Made Team	0

Actual Over All Average	221.000 ²⁸
Actual Final Average	221.000 ²⁸
Possible Final Average	226.333 ²¹
Makeup Average	212.000
Home Average	220.182
Away Average	222.500
1st 12 Matches	221.333
Cleaned Slow	0
Cleaned Time	0
Cleaned Rapid	0
Cleaned Total	0

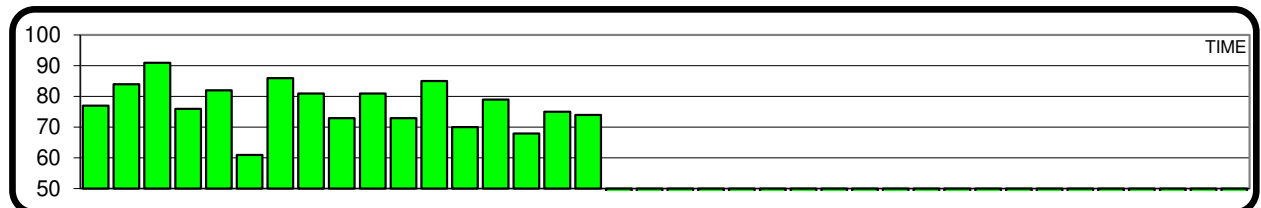
Top 3 - Scores	
First	239 ²
Second	236 ³
Third	235 ³
Highest Slow	71
Highest Time	91
Highest Rapid	92
Highest Possible	254
% Tot Scores Above Ave.	41.2%
% Time vs. Rapid	23.5%
% Made Team	0.0%



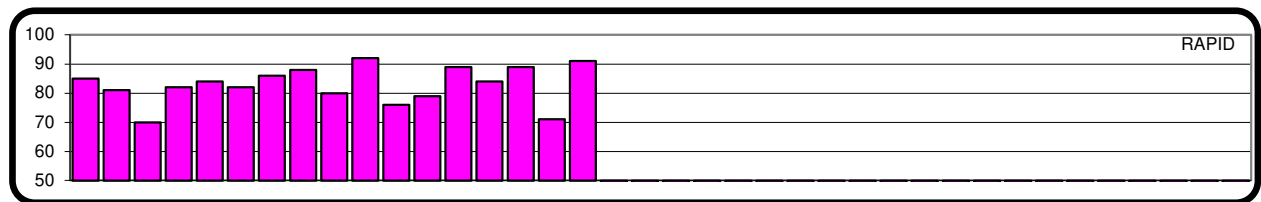
Actual Over All Average 221.000



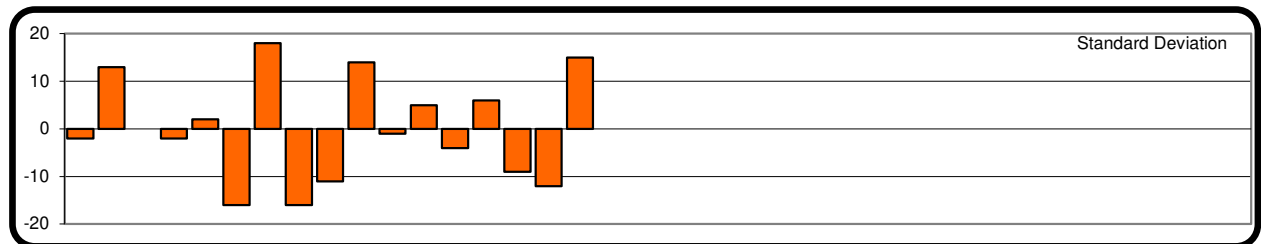
Average SLOW 60.706



Average TIME 77.412



Average RAPID 82.8823529



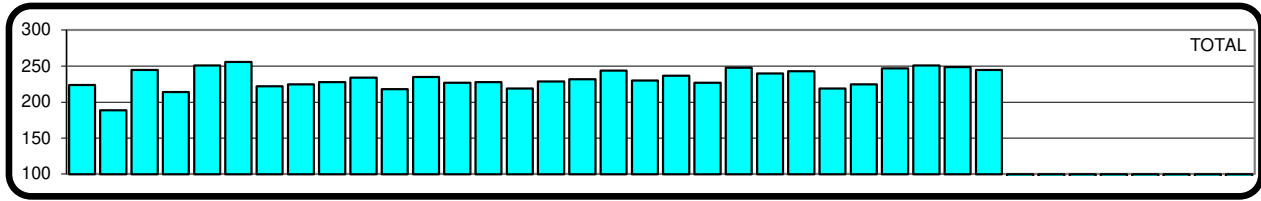
Standard Deviation

Weaver, Dave MARKSMAN Run date 03/26/24
 NO81 M Last Year Average NONE 0

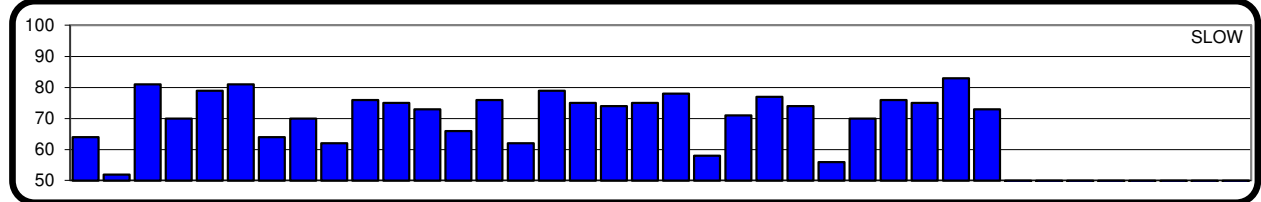
MATCHES:	
Total Scheduled	30
Total Completed	30
Balance Due	0
Drops Allowed	5
Above average	14
Below average	16
At Home Range	16
At Away Range	14
Regular Schedule	30
Make up	0
Made Team	7

Actual Over All Average	232.700 ⁴⁸
Actual Final Average	236.880 ⁴²
Possible Final Average	236.880 ⁴²
Makeup Average	None
Home Average	235.875
Away Average	229.071
1st 12 Matches	228.417
Cleaned Slow	0
Cleaned Time	0
Cleaned Rapid	0
Cleaned Total	0

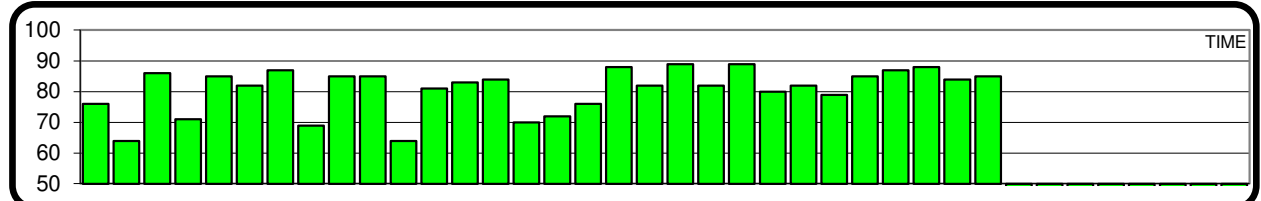
Top 3 - Scores	
First	256 ²
Second	251 ³
Third	251 ¹
Highest Slow	83
Highest Time	89
Highest Rapid	93
Highest Possible	265
% Tot Scores Above Ave.	46.7%
% Time vs. Rapid	43.3%
% Made Team	23.3%



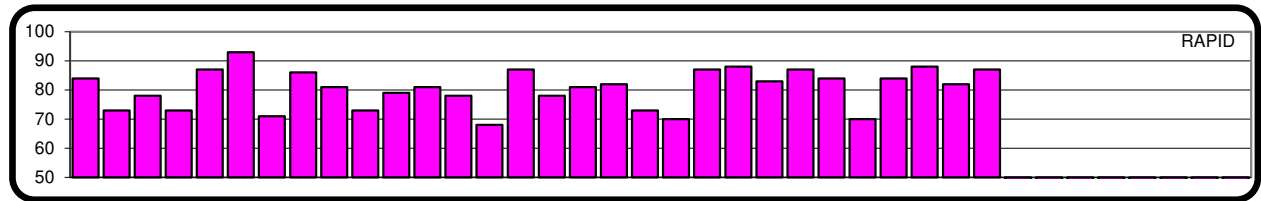
Actual Over All Average 232.700



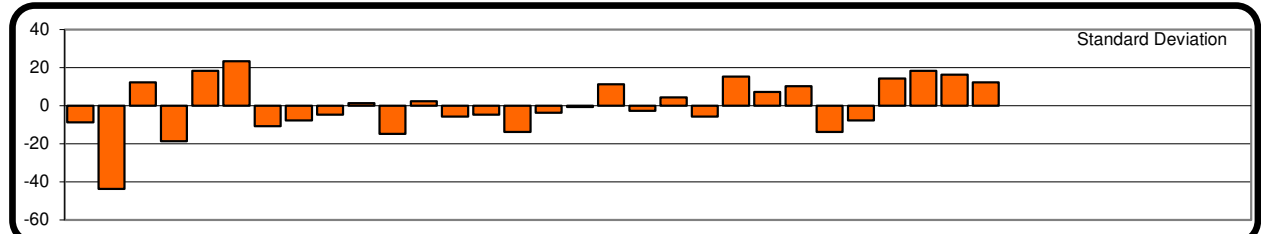
Average SLOW 71.500



Average TIME 80.667



Average RAPID 80.5333333



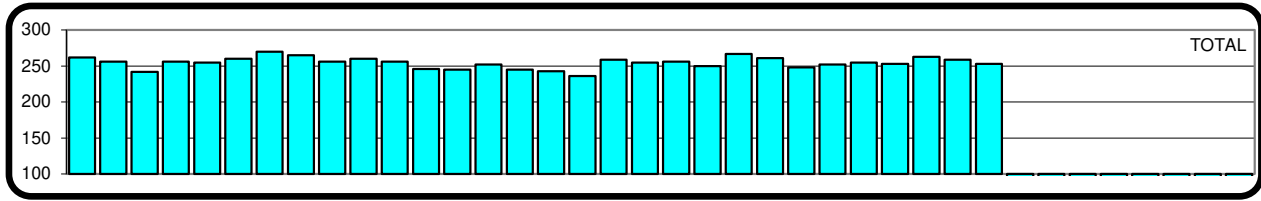
Standard Deviation

Collins, Brian SHARPSHOOTER Run date 03/26/24
 OC04 M Last Year Average 255.800 0

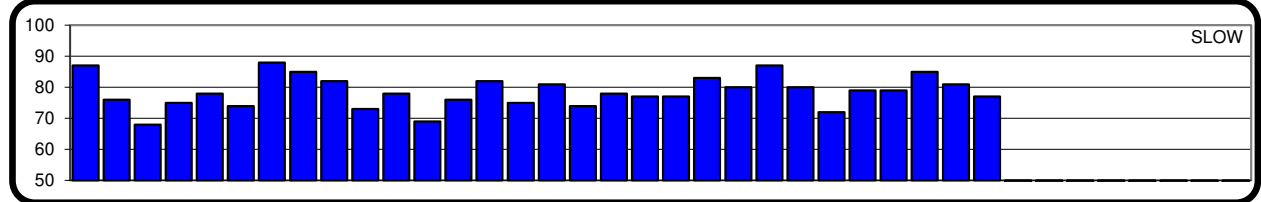
MATCHES:	
Total Scheduled	30
Total Completed	30
Balance Due	0
Drops Allowed	5
Above average	18
Below average	12
At Home Range	16
At Away Range	14
Regular Schedule	27
Make up	3
Made Team	3

Actual Over All Average	254.533 ⁷⁹
Actual Final Average	257.000 ⁶⁹
Possible Final Average	257.000 ⁶⁹
Makeup Average	258.333
Home Average	252.750
Away Average	256.571
1st 12 Matches	257.000
Cleaned Slow	0
Cleaned Time	0
Cleaned Rapid	0
Cleaned Total	0

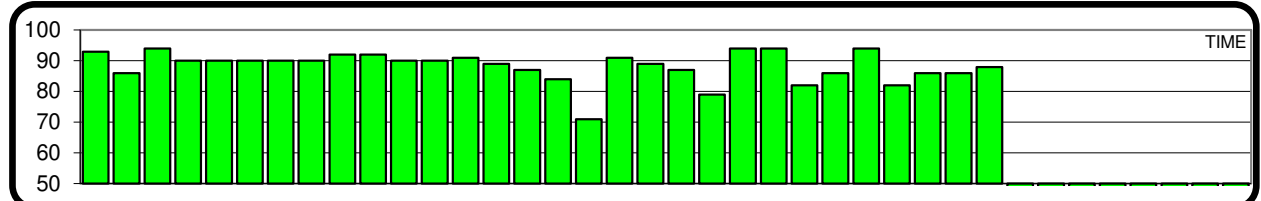
Top 3 - Scores	
First	270 ²
Second	267 ²
Third	265 ¹
Highest Slow	88
Highest Time	94
Highest Rapid	96
Highest Possible	278
% Tot Scores Above Ave.	60.0%
% Time vs. Rapid	46.7%
% Made Team	10.0%



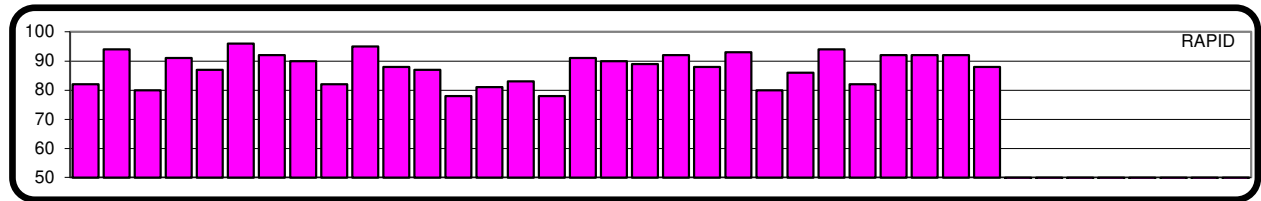
Actual Over All Average 254.533



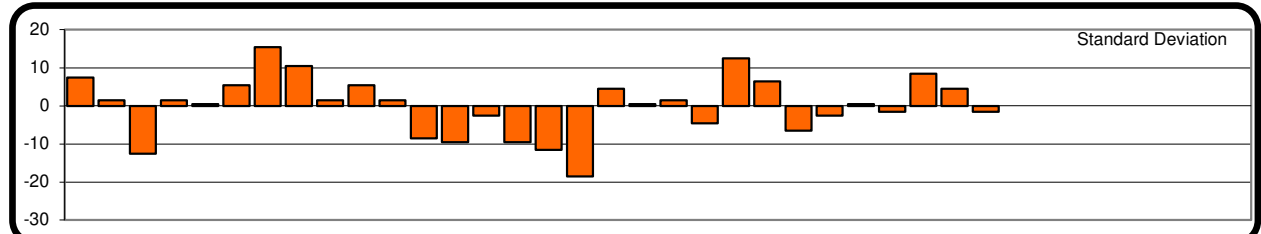
Average SLOW 78.533



Average TIME 88.233



Average RAPID 87.766667



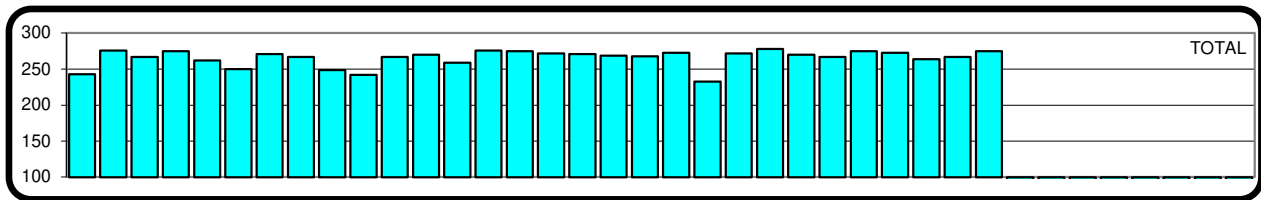
Standard Deviation

Culek, Joe EXPERT Run date 03/26/24
 OC11 High Club 280 M Last Year Average 264.633 0

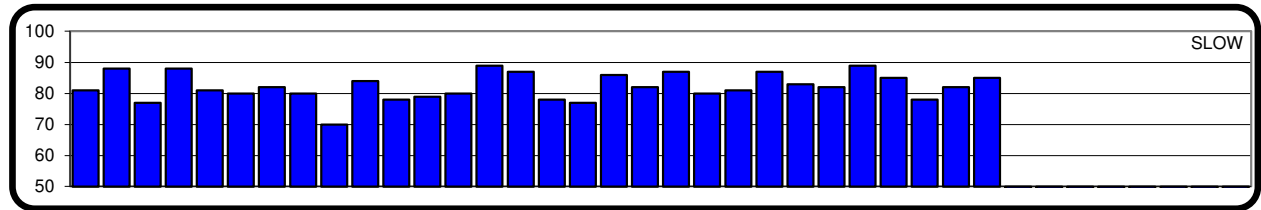
MATCHES:	
Total Scheduled	30
Total Completed	30
Balance Due	0
Drops Allowed	5
Above average	22
Below average	8
At Home Range	16
At Away Range	14
Regular Schedule	30
Make up	0
Made Team	20

Actual Over All Average	265.867 ¹¹²
Actual Final Average	270.360 ⁹⁵
Possible Final Average	270.360 ⁹⁵
Makeup Average	None
Home Average	265.625
Away Average	266.143
1st 12 Matches	261.583
Cleaned Slow	0
Cleaned Time	1
Cleaned Rapid	0
Cleaned Total	1

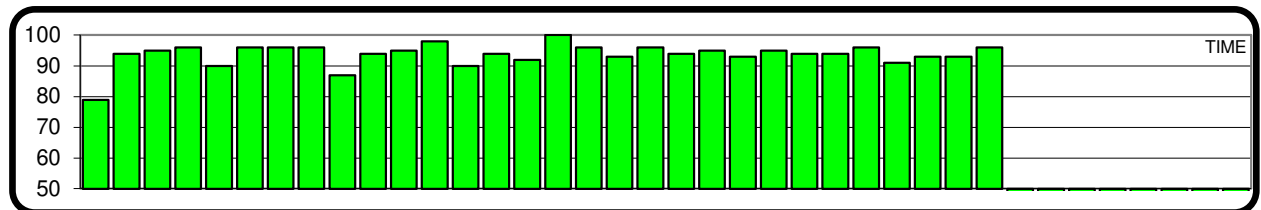
Top 3 - Scores	
First	278 ³
Second	276 ³
Third	276 ³
Highest Slow	89
Highest Time	100
Highest Rapid	98
Highest Possible	287
% Tot Scores Above Ave.	73.3%
% Time vs. Rapid	63.3%
% Made Team	66.7%



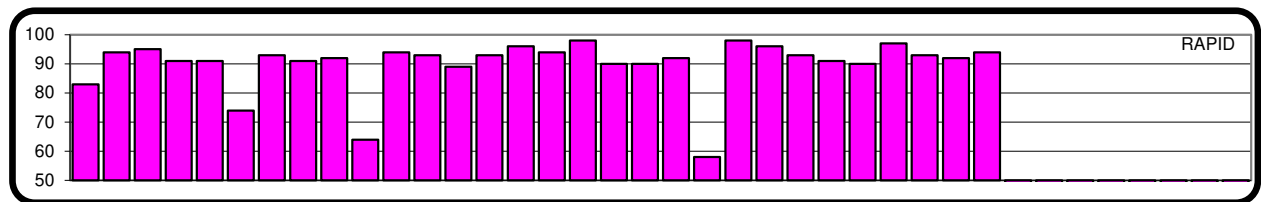
Actual Over All Average 265.867



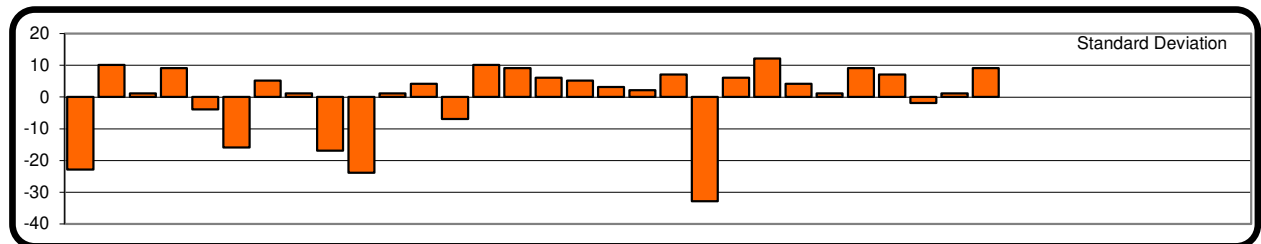
Average SLOW 82.200



Average TIME 93.700



Average RAPID 89.9666667



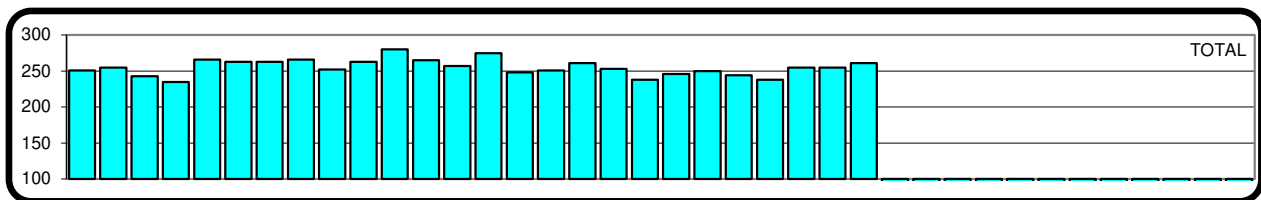
Standard Deviation

Draganic, John MASTER Run date 03/26/24
 OC14 High Club 290 M Last Year Average 261.800 0

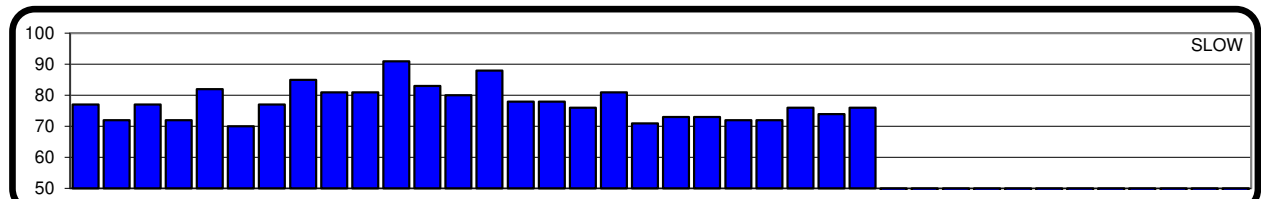
MATCHES:	
Total Scheduled	30
Total Completed	26
Balance Due	4
Drops Allowed	5
Above average	11
Below average	15
At Home Range	12
At Away Range	12
Regular Schedule	24
Make up	2
Made Team	5

Actual Over All Average	255.154 ⁷⁵
Actual Final Average	255.960 ⁷⁵
Possible Final Average	258.857 ⁷⁰
Makeup Average	258.000
Home Average	254.500
Away Average	255.333
1st 12 Matches	258.500
Cleaned Slow	0
Cleaned Time	0
Cleaned Rapid	0
Cleaned Total	0

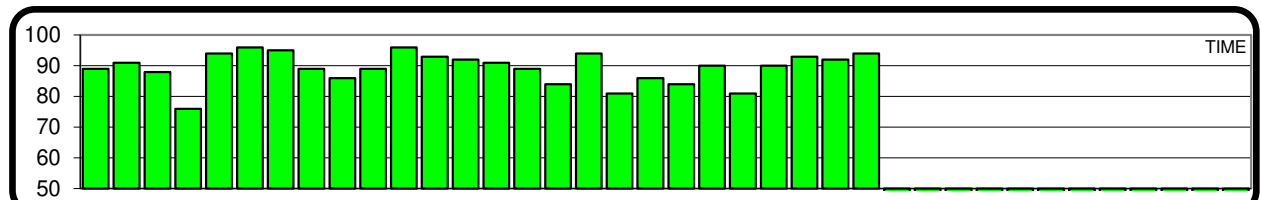
Top 3 - Scores	
First	280 ⁴
Second	275 ⁴
Third	266 ⁶
Highest Slow	91
Highest Time	96
Highest Rapid	97
Highest Possible	284
% Tot Scores Above Ave.	42.3%
% Time vs. Rapid	61.5%
% Made Team	19.2%



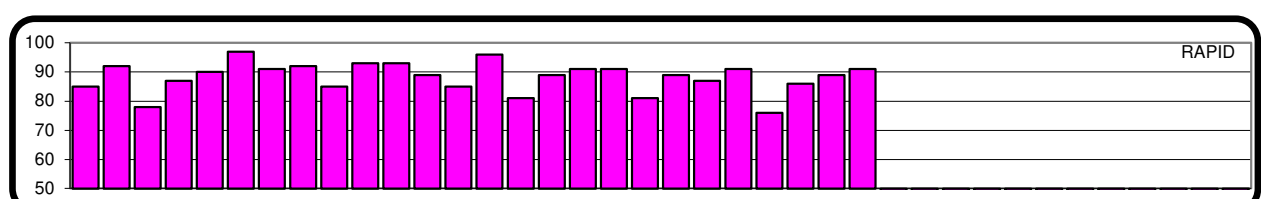
Actual Over All Average 255.154



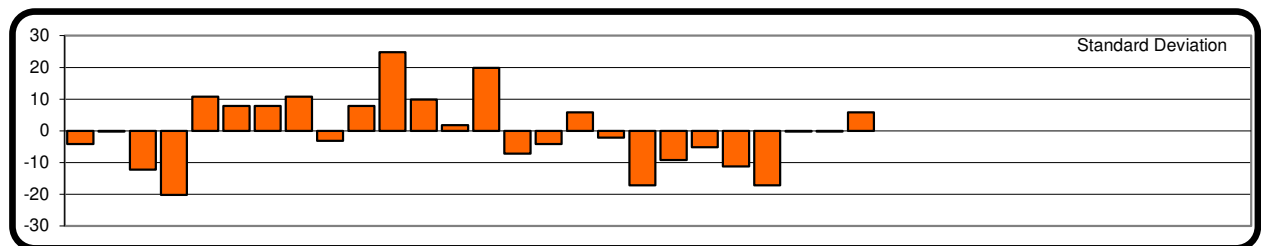
Average SLOW 77.538



Average TIME 89.346



Average RAPID 88.2692308



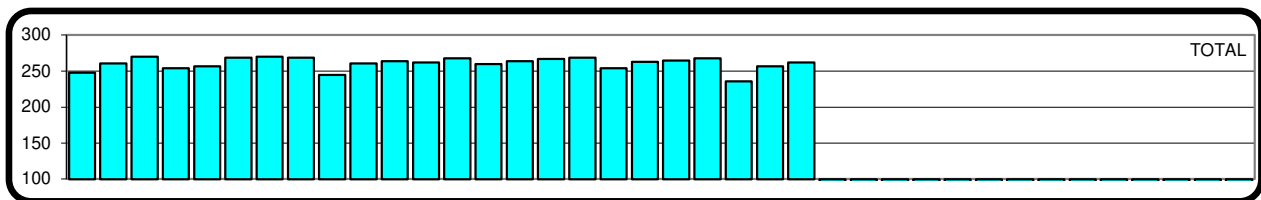
Standard Deviation

Drake, Eric MASTER Run date 03/26/24
 OC15 High Club 280 M Last Year Average 266.700 0

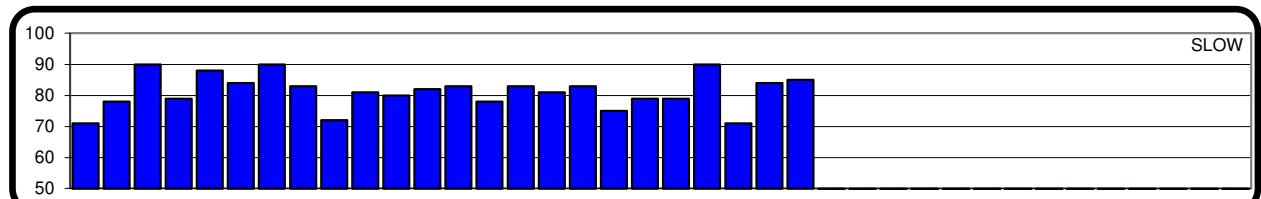
MATCHES:	
Total Scheduled	30
Total Completed	24
Balance Due	6
Drops Allowed	5
Above average	16
Below average	8
At Home Range	9
At Away Range	15
Regular Schedule	22
Make up	2
Made Team	6

Actual Over All Average	260.958 ⁷⁴
Actual Final Average	260.958 ⁷⁴
Possible Final Average	264.526 ⁶²
Makeup Average	267.000
Home Average	263.778
Away Average	259.267
1st 12 Matches	260.833
Cleaned Slow	0
Cleaned Time	0
Cleaned Rapid	0
Cleaned Total	0

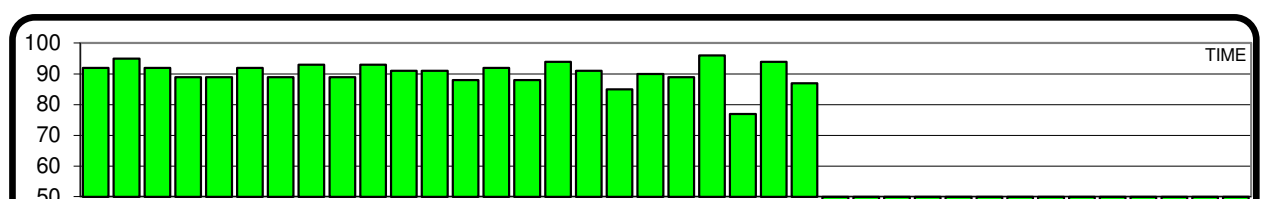
Top 3 - Scores	
First	270 ⁵
Second	270 ²
Third	269 ⁴
Highest Slow	90
Highest Time	96
Highest Rapid	97
Highest Possible	283
% Tot Scores Above Ave.	66.7%
% Time vs. Rapid	50.0%
% Made Team	25.0%



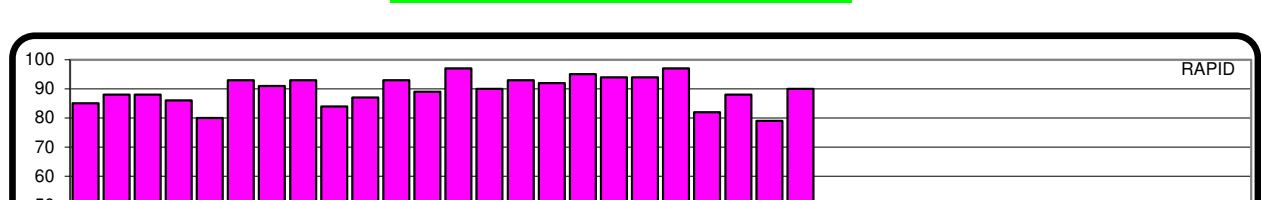
Actual Over All Average 260.958



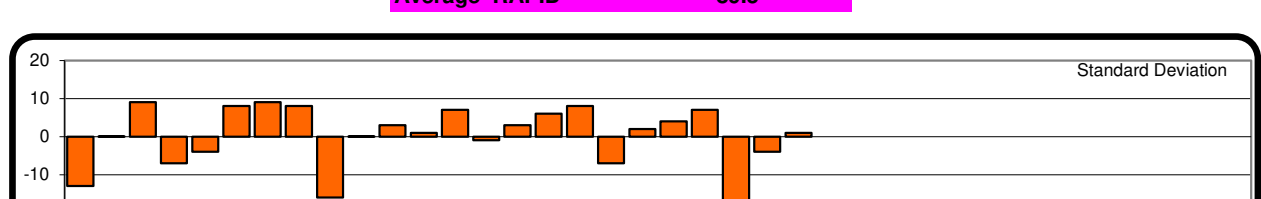
Average SLOW 81.208



Average TIME 90.250



Average RAPID 89.5



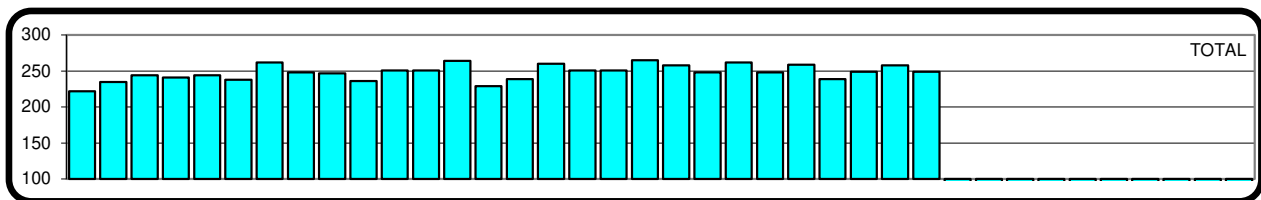
Standard Deviation

Eiermann, Jim **MARKSMAN** Run date 03/26/24
 OC18 M Last Year Average **NONE** 0

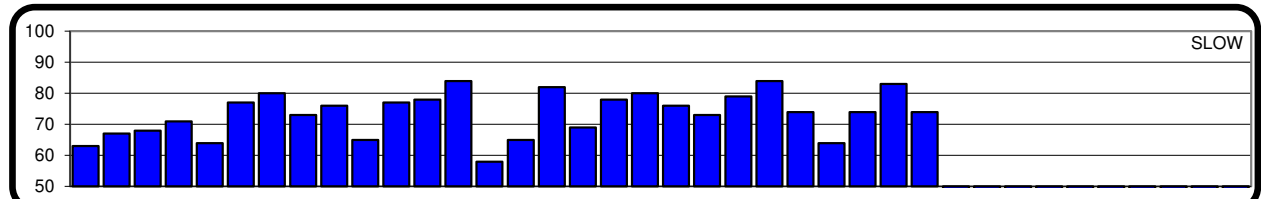
MATCHES:	
Total Scheduled	30
Total Completed	28
Balance Due	2
Drops Allowed	5
Above average	14
Below average	14
At Home Range	14
At Away Range	14
Regular Schedule	28
Make up	0
Made Team	1

Actual Over All Average	248.143 ⁷⁰
Actual Final Average	250.480 ⁶⁶
Possible Final Average	251.652 ⁶⁰
Makeup Average	None
Home Average	244.929
Away Average	251.357
1st 12 Matches	243.250
Cleaned Slow	0
Cleaned Time	0
Cleaned Rapid	0
Cleaned Total	0

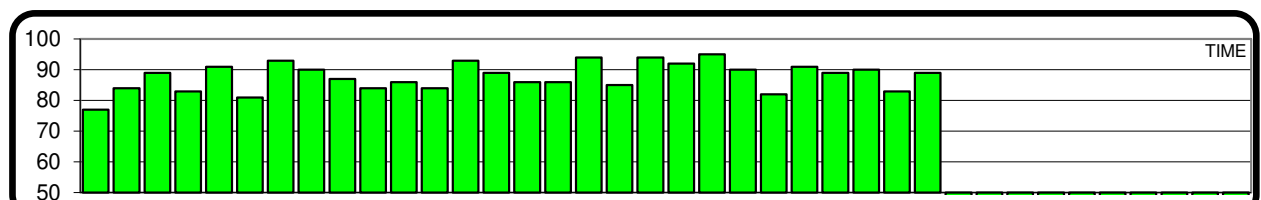
Top 3 - Scores	
First	265 ⁶
Second	264 ⁴
Third	262 ³
Highest Slow	84
Highest Time	95
Highest Rapid	94
Highest Possible	273
% Tot Scores Above Ave.	50.0%
% Time vs. Rapid	53.6%
% Made Team	3.6%



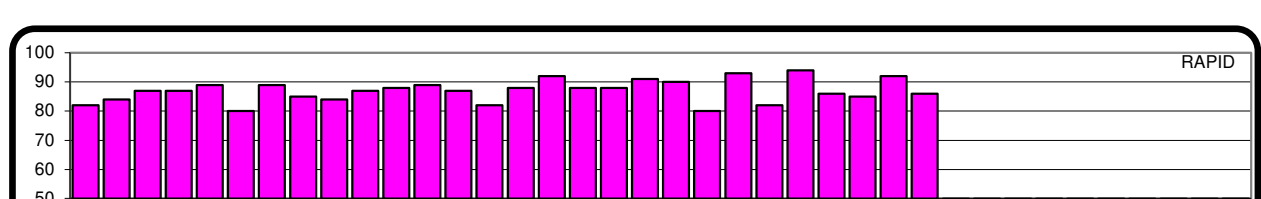
Actual Over All Average 248.143



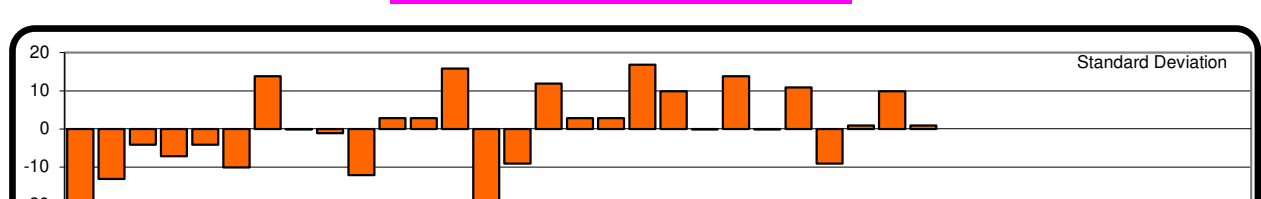
Average SLOW 73.429



Average TIME 87.750



Average RAPID 86.9642857



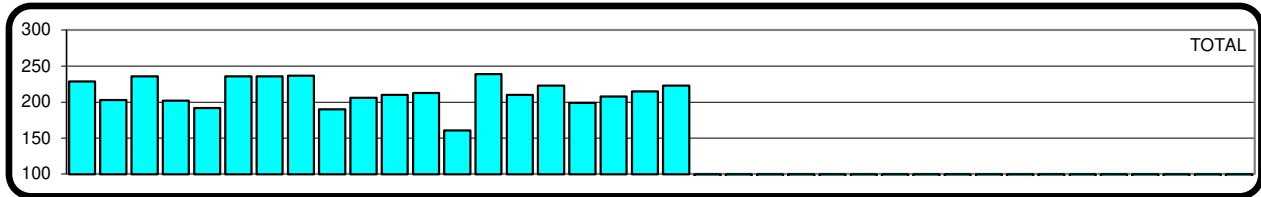
Standard Deviation

Golias, Julie PRO-MARKSMAN Run date 03/26/24
 OC25 F Last Year Average 194.542 0

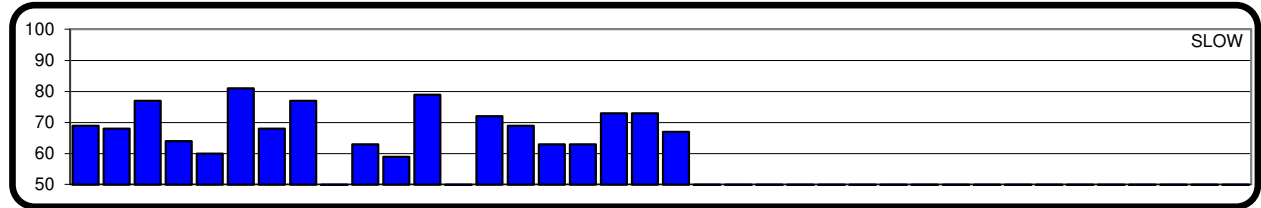
MATCHES:	
Total Scheduled	30
Total Completed	20
Balance Due	10
Drops Allowed	5
Above average	9
Below average	11
At Home Range	16
At Away Range	0
Regular Schedule	12
Make up	8
Made Team	0

Actual Over All Average	213.400 ²²
Actual Final Average	213.400 ²²
Possible Final Average	221.600 ¹⁴
Makeup Average	210.125
Home Average	213.938
Away Average	None
1st 12 Matches	215.833
Cleaned Slow	0
Cleaned Time	0
Cleaned Rapid	0
Cleaned Total	0

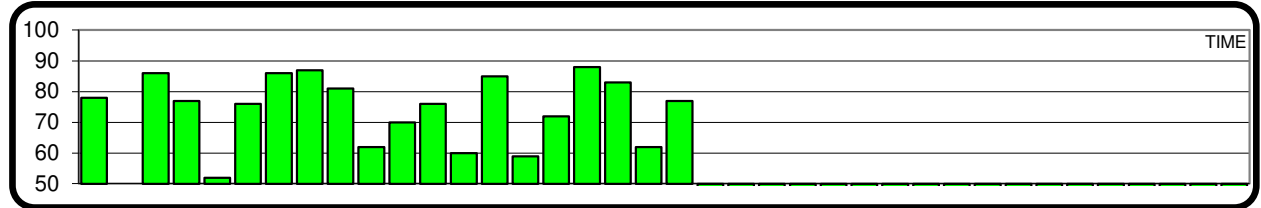
Top 3 - Scores	
First	239 ¹
Second	237 ²
Third	236 ²
Highest Slow	81
Highest Time	88
Highest Rapid	88
Highest Possible	257
% Tot Scores Above Ave.	45.0%
% Time vs. Rapid	45.0%
% Made Team	0.0%



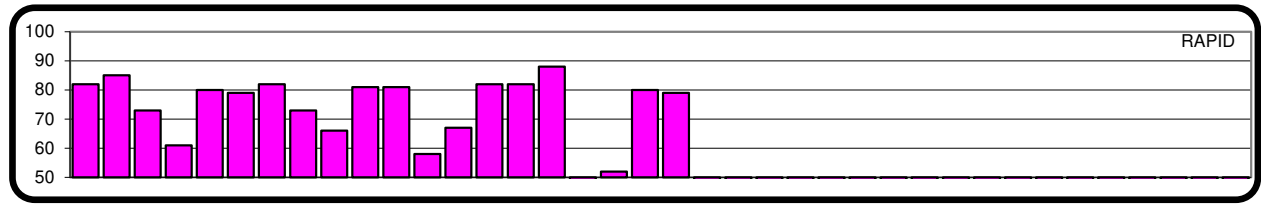
Actual Over All Average 213.400



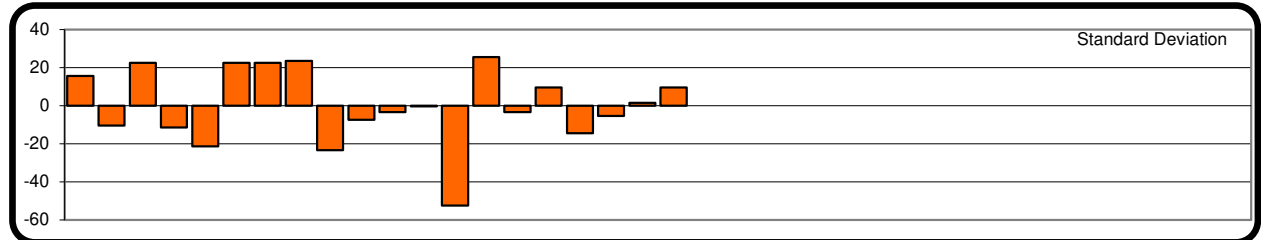
Average SLOW 66.100



Average TIME 73.350



Average RAPID 73.95



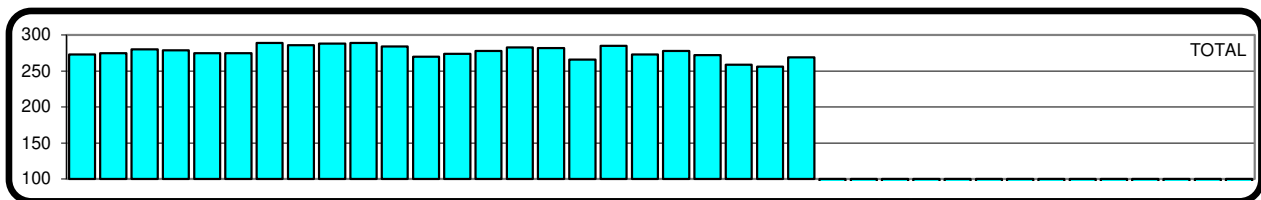
Standard Deviation

Hansen, Gabe MASTER Run date 03/26/24
 OC31 High Club 290 M Last Year Average 278.767 0

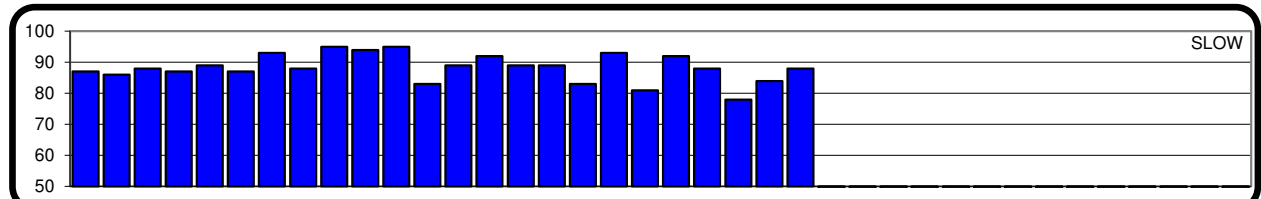
MATCHES:	
Total Scheduled	30
Total Completed	24
Balance Due	6
Drops Allowed	5
Above average	12
Below average	12
At Home Range	14
At Away Range	10
Regular Schedule	24
Make up	0
Made Team	19

Actual Over All Average	276.583 ¹⁰²
Actual Final Average	276.583 ¹⁰²
Possible Final Average	279.895 ⁸⁶
Makeup Average	None
Home Average	278.071
Away Average	274.500
1st 12 Matches	280.250
Cleaned Slow	0
Cleaned Time	1
Cleaned Rapid	0
Cleaned Total	1

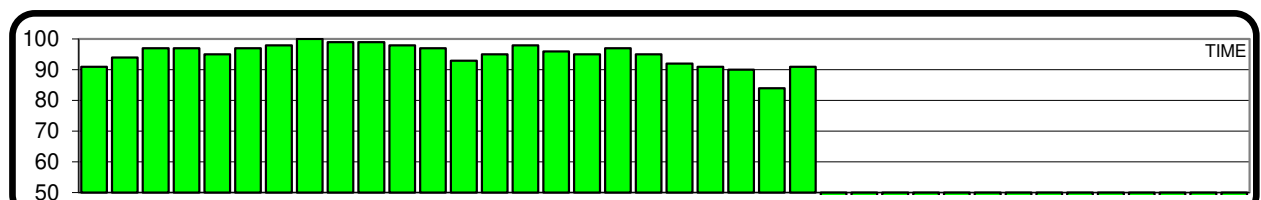
Top 3 - Scores	
First	289 ⁶
Second	289 ⁵
Third	288 ⁷
Highest Slow	95
Highest Time	100
Highest Rapid	98
Highest Possible	293
% Tot Scores Above Ave.	50.0%
% Time vs. Rapid	62.5%
% Made Team	79.2%



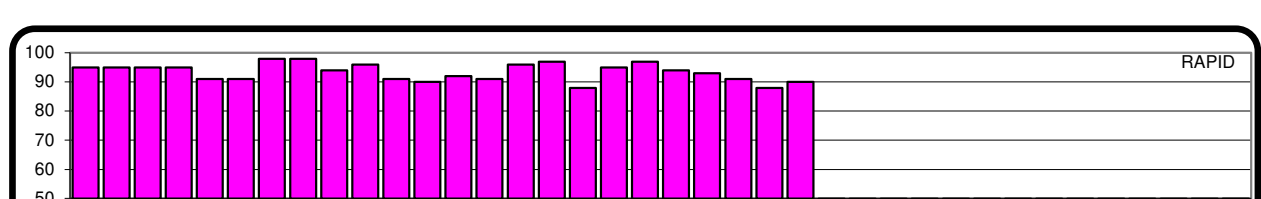
Actual Over All Average 276.583



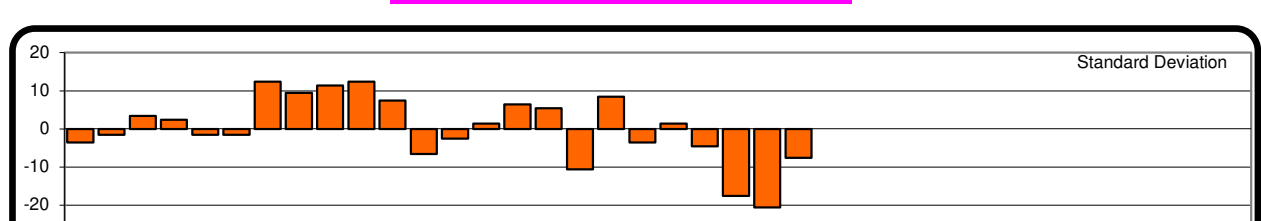
Average SLOW 88.250



Average TIME 94.958



Average RAPID 93.375



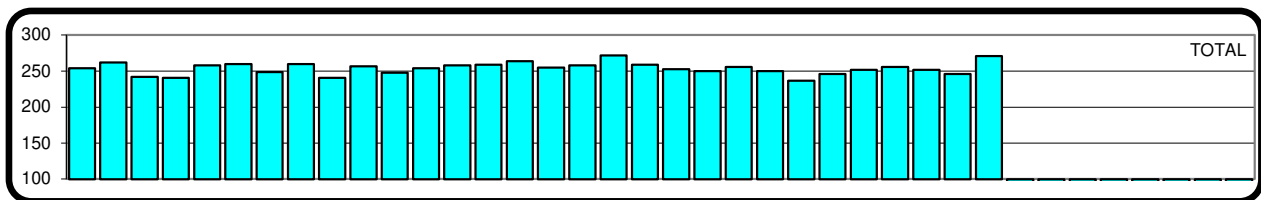
Standard Deviation

Hansen, Mark MASTER Run date 03/26/24
 OC32 High Club 290 M Last Year Average 262.667 0

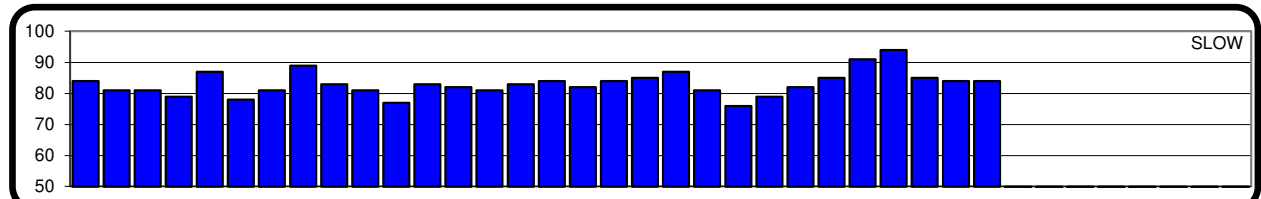
MATCHES:	
Total Scheduled	30
Total Completed	30
Balance Due	0
Drops Allowed	5
Above average	15
Below average	13
At Home Range	16
At Away Range	14
Regular Schedule	30
Make up	0
Made Team	2

Actual Over All Average	254.000 ⁷⁷
Actual Final Average	256.520 ⁶⁵
Possible Final Average	256.520 ⁶⁵
Makeup Average	None
Home Average	256.000
Away Average	251.714
1st 12 Matches	252.167
Cleaned Slow	0
Cleaned Time	0
Cleaned Rapid	0
Cleaned Total	0

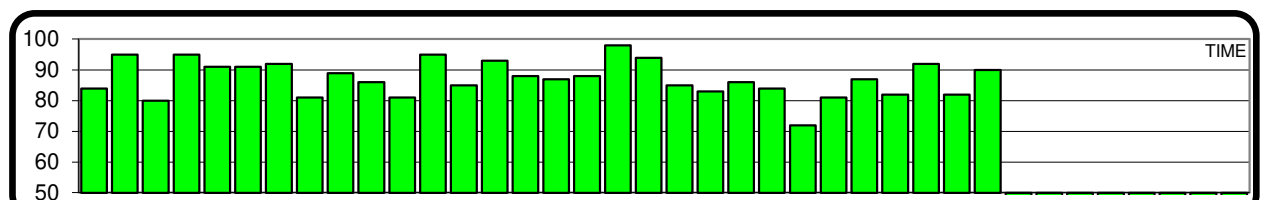
Top 3 - Scores	
First	272 ⁶
Second	271 ⁴
Third	264 ⁵
Highest Slow	94
Highest Time	98
Highest Rapid	97
Highest Possible	289
% Tot Scores Above Ave.	50.0%
% Time vs. Rapid	53.3%
% Made Team	6.7%



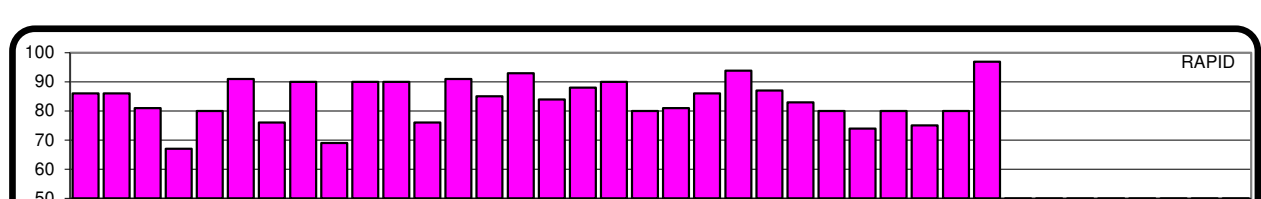
Actual Over All Average 254.000



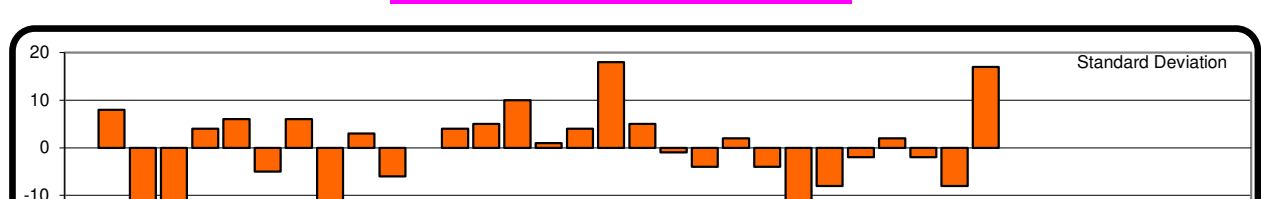
Average SLOW 83.100



Average TIME 87.233



Average RAPID 83.666667



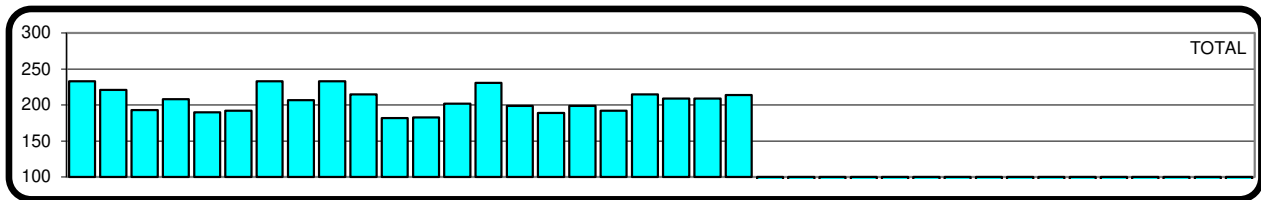
Standard Deviation

King, Stacey MARKSMAN Run date 03/26/24
 OC43 F Last Year Average 226.867 0

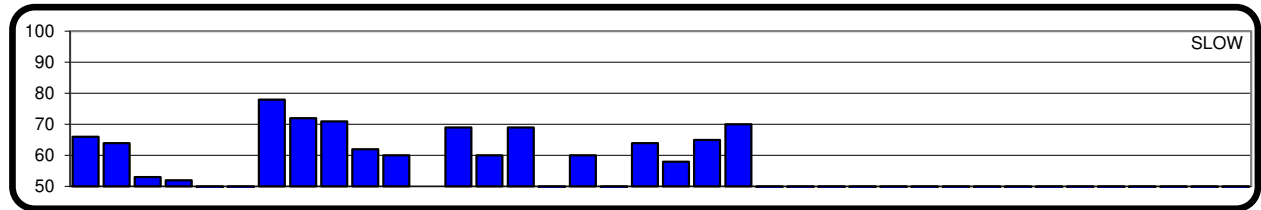
MATCHES:	
Total Scheduled	30
Total Completed	22
Balance Due	8
Drops Allowed	5
Above average	12
Below average	10
At Home Range	18
At Away Range	4
Regular Schedule	18
Make up	4
Made Team	0

Actual Over All Average	206.773 ²³
Actual Final Average	206.773 ²³
Possible Final Average	212.529 ¹⁹
Makeup Average	203.500
Home Average	209.222
Away Average	195.750
1st 12 Matches	207.500
Cleaned Slow	0
Cleaned Time	0
Cleaned Rapid	0
Cleaned Total	0

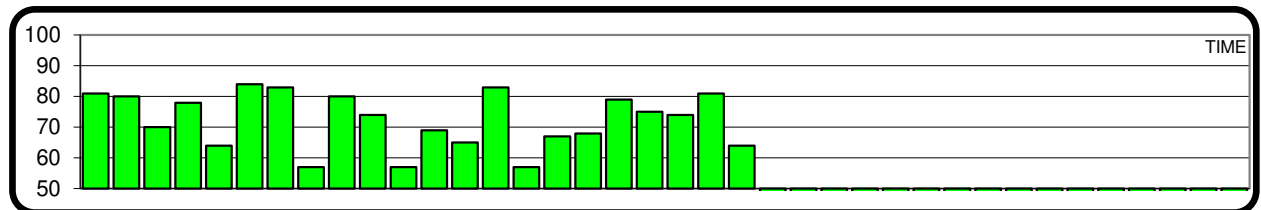
Top 3 - Scores	
First	233 ³
Second	233 ⁰
Third	233 ⁰
Highest Slow	78
Highest Time	84
Highest Rapid	88
Highest Possible	250
% Tot Scores Above Ave.	54.5%
% Time vs. Rapid	27.3%
% Made Team	0.0%



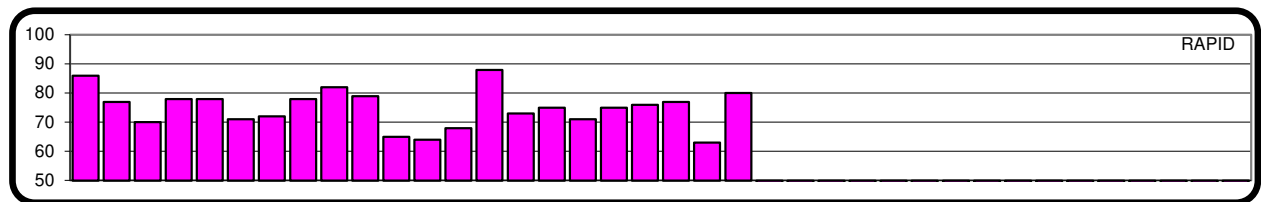
Actual Over All Average 206.773



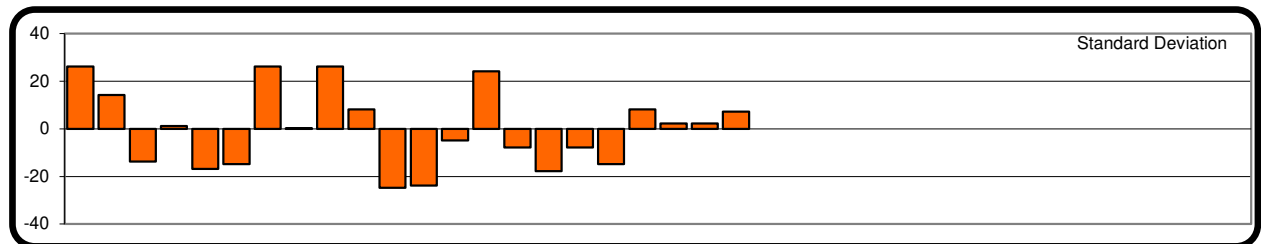
Average SLOW 59.682



Average TIME 72.273



Average RAPID 74.8181818



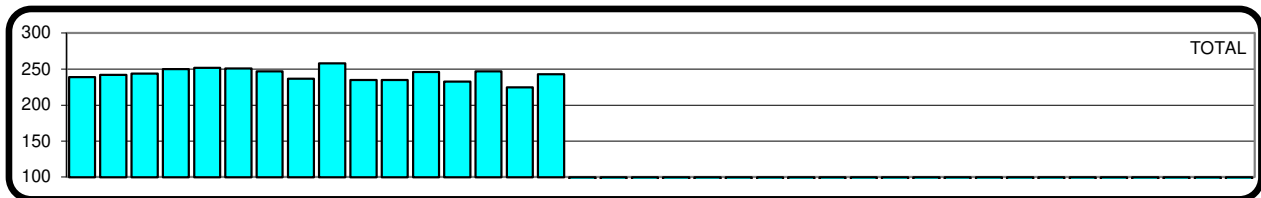
Standard Deviation

Kocher, Rich EXPERT Run date 03/26/24
 OC46 M Last Year Average DNQ 0

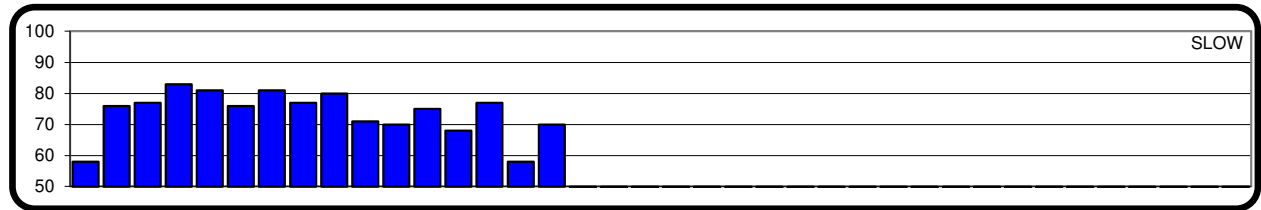
MATCHES:	
Total Scheduled	30
Total Completed	16
Balance Due	14
Drops Allowed	5
Above average	9
Below average	7
At Home Range	6
At Away Range	8
Regular Schedule	14
Make up	2
Made Team	0

Actual Over All Average	242.750 ²⁶
Actual Final Average	242.750 ²⁶
Possible Final Average	247.182 ²²
Makeup Average	234.000
Home Average	240.333
Away Average	246.750
1st 12 Matches	244.667
Cleaned Slow	0
Cleaned Time	0
Cleaned Rapid	0
Cleaned Total	0

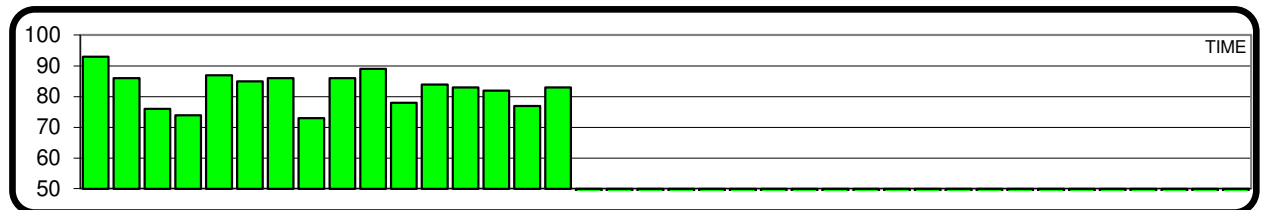
Top 3 - Scores	
First	258 ²
Second	252 ³
Third	251 ³
Highest Slow	83
Highest Time	93
Highest Rapid	93
Highest Possible	269
% Tot Scores Above Ave.	56.3%
% Time vs. Rapid	37.5%
% Made Team	0.0%



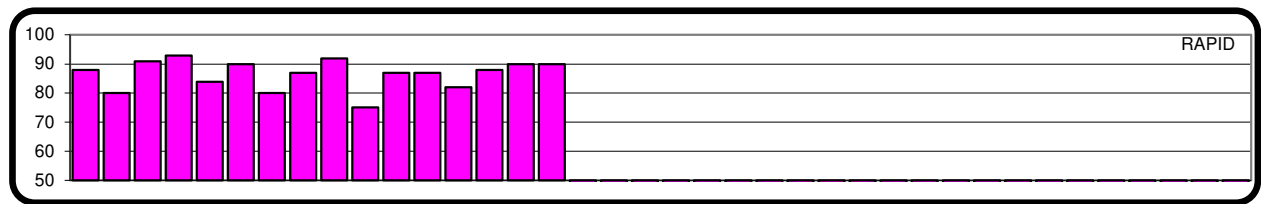
Actual Over All Average 242.750



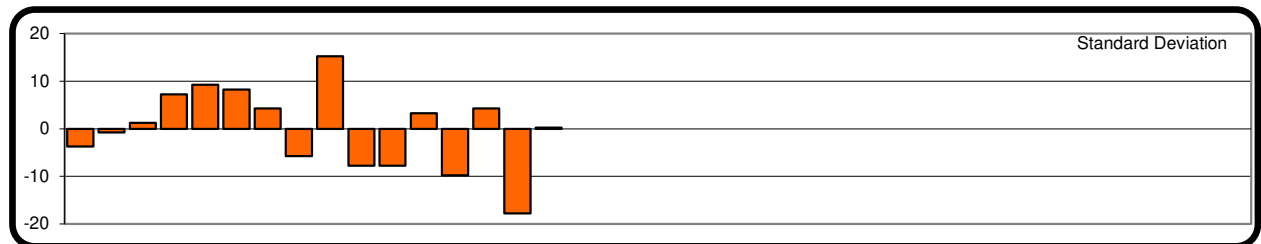
Average SLOW 73.625



Average TIME 82.625



Average RAPID 86.5



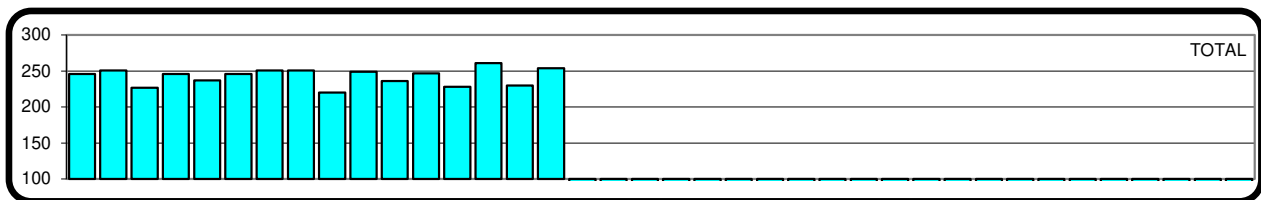
Standard Deviation

Kovach, John MASTER Run date 03/26/24
 OC50 High Club 290 M Last Year Average 243.733 0

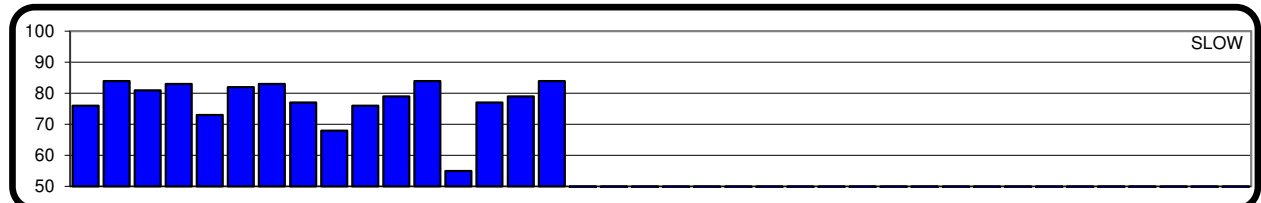
MATCHES:	
Total Scheduled	30
Total Completed	16
Balance Due	14
Drops Allowed	5
Above average	10
Below average	6
At Home Range	14
At Away Range	2
Regular Schedule	16
Make up	0
Made Team	0

Actual Over All Average	242.500 ²⁰
Actual Final Average	242.500 ²⁰
Possible Final Average	249.000 ¹⁵
Makeup Average	None
Home Average	242.643
Away Average	241.500
1st 12 Matches	242.250
Cleaned Slow	0
Cleaned Time	0
Cleaned Rapid	0
Cleaned Total	0

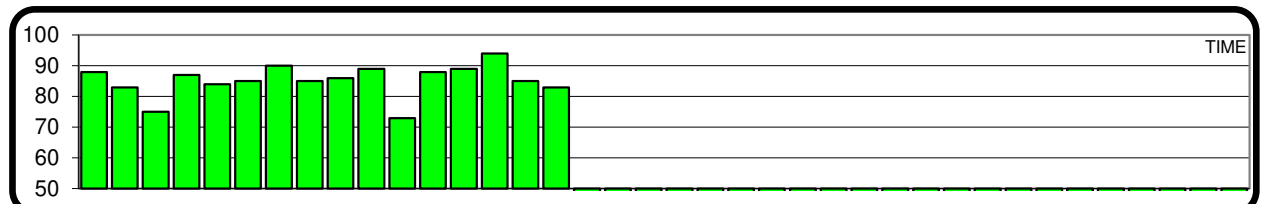
Top 3 - Scores	
First	261 ³
Second	254 ¹
Third	251 ²
Highest Slow	84
Highest Time	94
Highest Rapid	90
Highest Possible	268
% Tot Scores Above Ave.	62.5%
% Time vs. Rapid	75.0%
% Made Team	0.0%



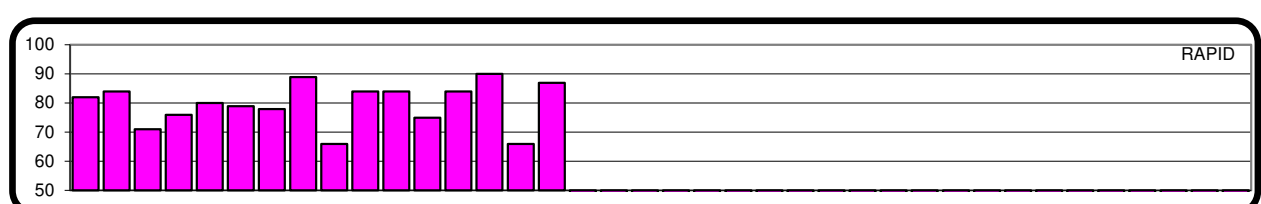
Actual Over All Average 242.500



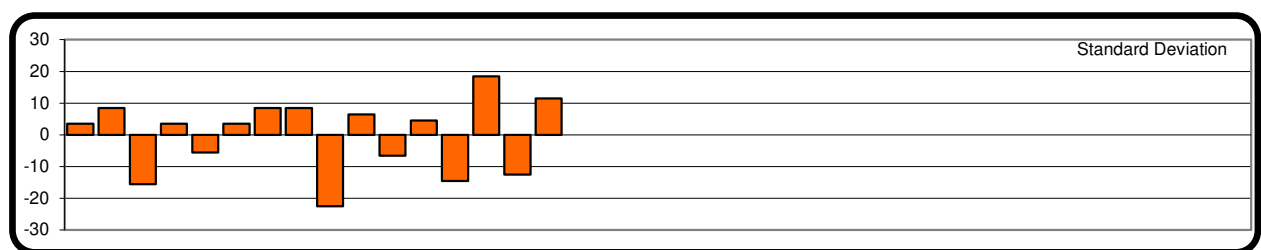
Average SLOW 77.563



Average TIME 85.250



Average RAPID 79.6875



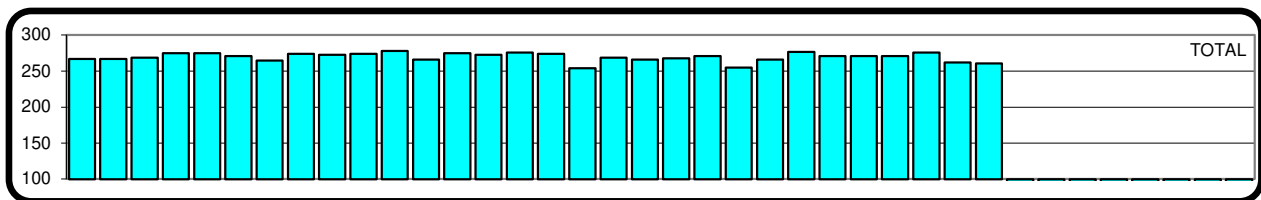
Standard Deviation

Kozlowski, Jim MASTER Run date 03/26/24
 OC53 High Club 290 M Last Year Average 274.967 0

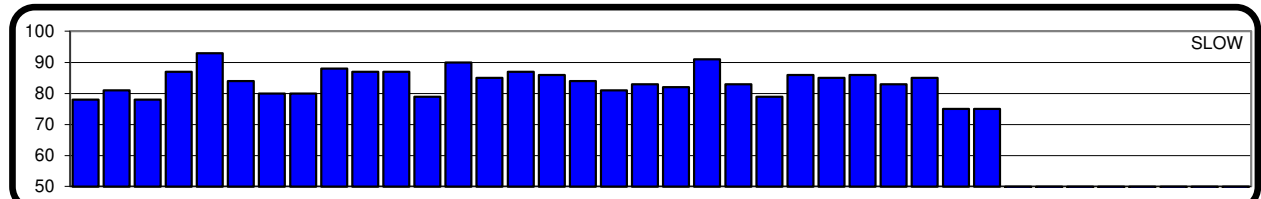
MATCHES:	
Total Scheduled	30
Total Completed	30
Balance Due	0
Drops Allowed	5
Above average	17
Below average	13
At Home Range	14
At Away Range	16
Regular Schedule	28
Make up	2
Made Team	22

Actual Over All Average	269.667 ¹²⁶
Actual Final Average	271.720 ¹¹¹
Possible Final Average	271.720 ¹¹¹
Makeup Average	261.500
Home Average	269.000
Away Average	270.250
1st 12 Matches	271.167
Cleaned Slow	0
Cleaned Time	0
Cleaned Rapid	0
Cleaned Total	0

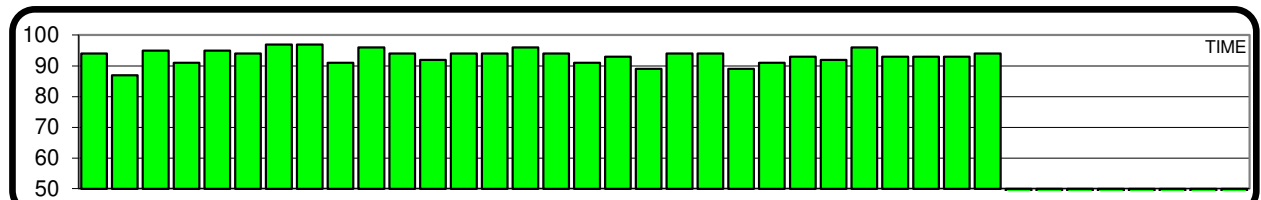
Top 3 - Scores	
First	278 ⁵
Second	277 ³
Third	276 ⁶
Highest Slow	93
Highest Time	97
Highest Rapid	99
Highest Possible	289
% Tot Scores Above Ave.	56.7%
% Time vs. Rapid	40.0%
% Made Team	73.3%



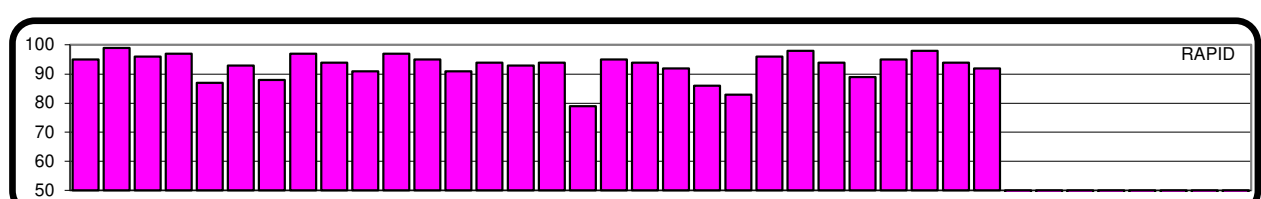
Actual Over All Average 269.667



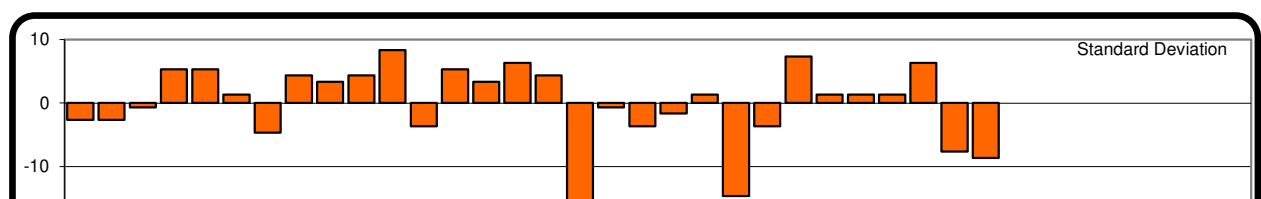
Average SLOW 83.600



Average TIME 93.200



Average RAPID 92.866667



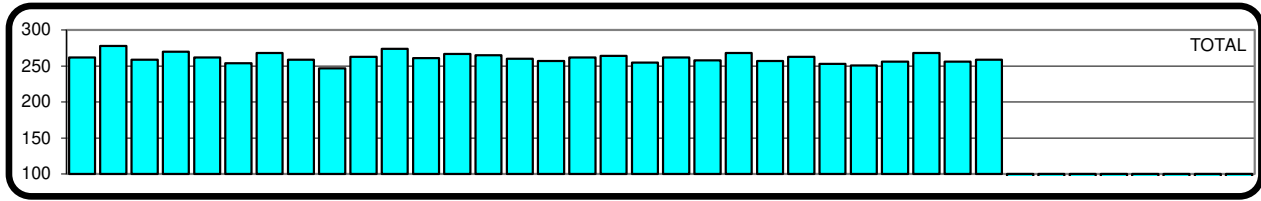
Standard Deviation

Kozlowski, Max MASTER Run date 03/26/24
 OC54 High Club 290 M Last Year Average 256.967 0

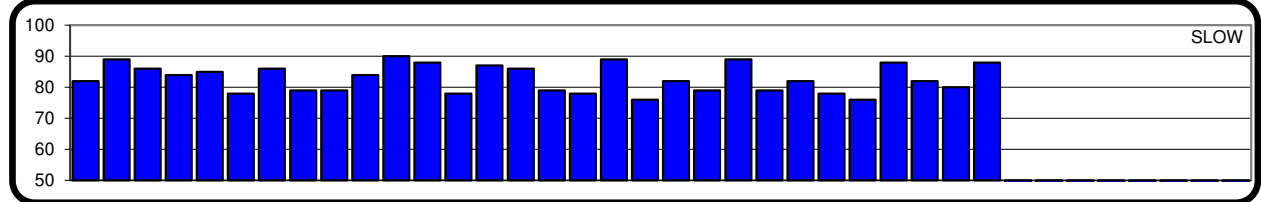
MATCHES:	
Total Scheduled	30
Total Completed	30
Balance Due	0
Drops Allowed	5
Above average	15
Below average	15
At Home Range	14
At Away Range	16
Regular Schedule	30
Make up	0
Made Team	10

Actual Over All Average	261.267 ⁹⁴
Actual Final Average	263.120 ⁸⁰
Possible Final Average	263.120 ⁸⁰
Makeup Average	None
Home Average	261.071
Away Average	261.438
1st 12 Matches	263.083
Cleaned Slow	0
Cleaned Time	0
Cleaned Rapid	0
Cleaned Total	0

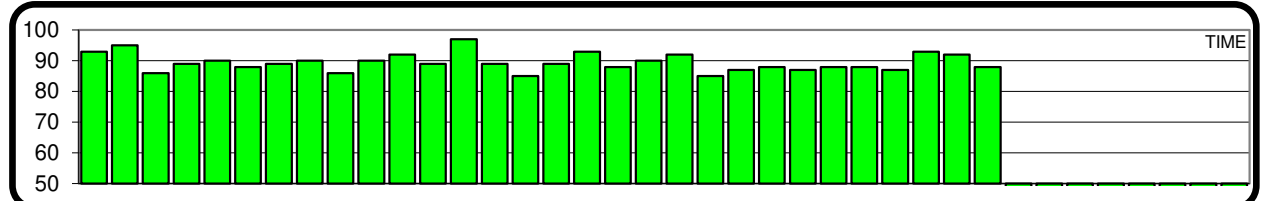
Top 3 - Scores	
First	278 ⁷
Second	274 ¹
Third	270 ⁵
Highest Slow	90
Highest Time	97
Highest Rapid	97
Highest Possible	284
% Tot Scores Above Ave.	50.0%
% Time vs. Rapid	53.3%
% Made Team	33.3%



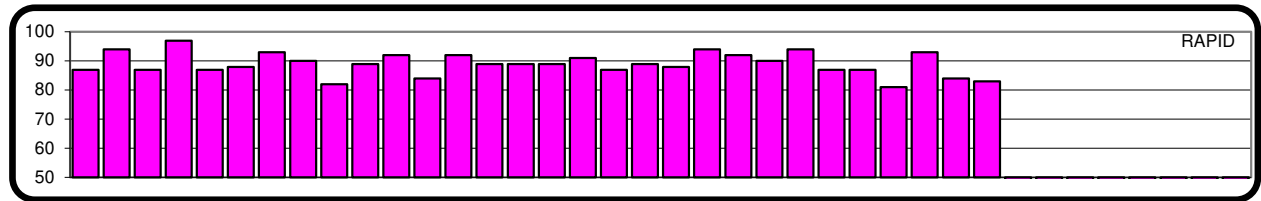
Actual Over All Average 261.267



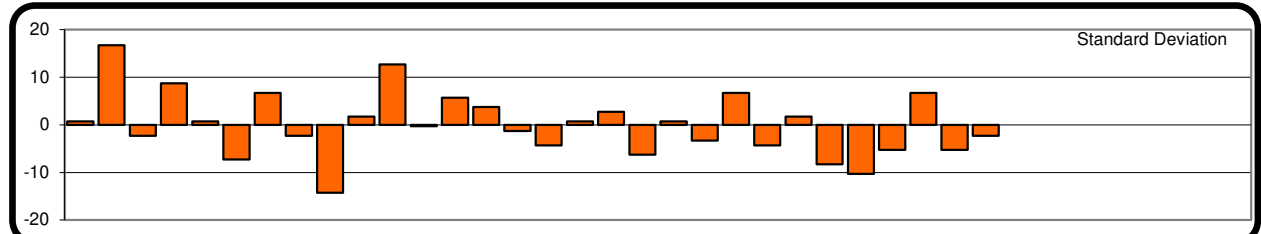
Average SLOW 82.867



Average TIME 89.433



Average RAPID 88.966667



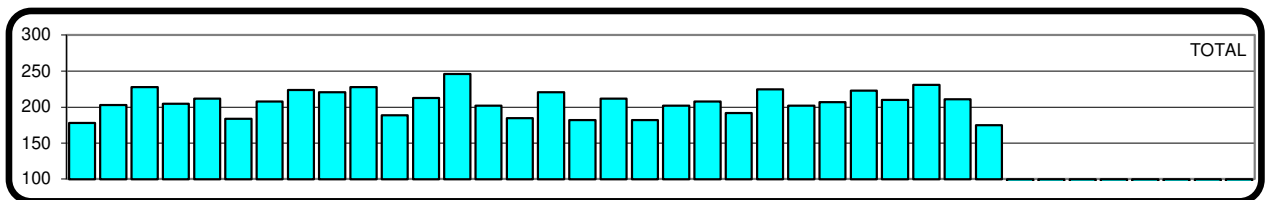
Standard Deviation

Oliveri, Kevin MARKSMAN Run date 03/26/24
 OC78 M Last Year Average 221.800 0

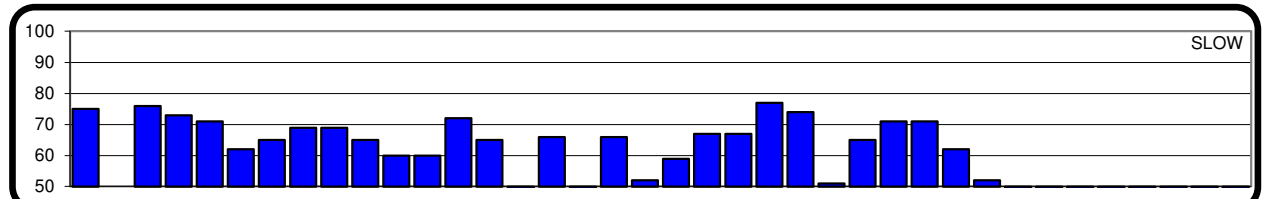
MATCHES:	
Total Scheduled	30
Total Completed	30
Balance Due	0
Drops Allowed	5
Above average	17
Below average	13
At Home Range	16
At Away Range	14
Regular Schedule	30
Make up	0
Made Team	0

Actual Over All Average	206.967 ²⁹
Actual Final Average	212.320 ²⁵
Possible Final Average	212.320 ²⁵
Makeup Average	None
Home Average	206.063
Away Average	208.000
1st 12 Matches	207.750
Cleaned Slow	0
Cleaned Time	0
Cleaned Rapid	0
Cleaned Total	0

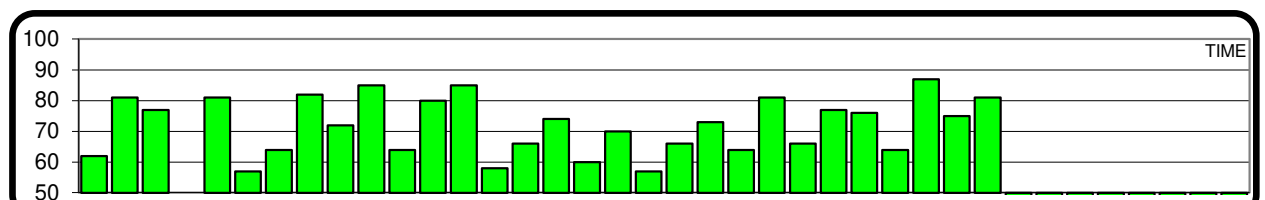
Top 3 - Scores	
First	246 ⁵
Second	231 ²
Third	228 ¹
Highest Slow	77
Highest Time	87
Highest Rapid	89
Highest Possible	253
% Tot Scores Above Ave.	56.7%
% Time vs. Rapid	46.7%
% Made Team	0.0%



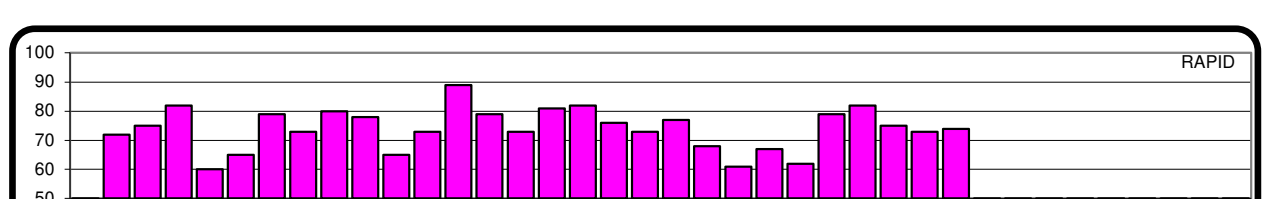
Actual Over All Average 206.967



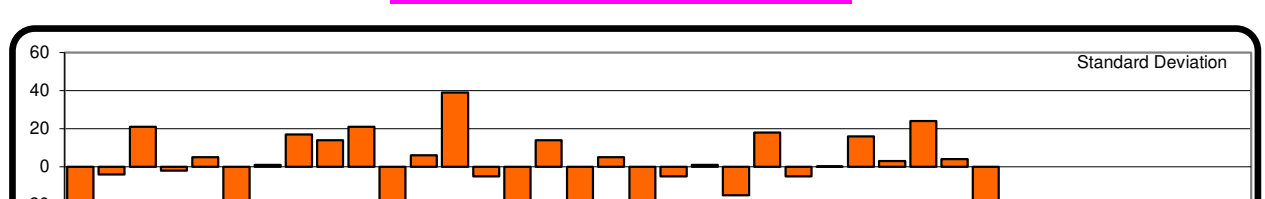
Average SLOW 63.933



Average TIME 71.167



Average RAPID 71.866667



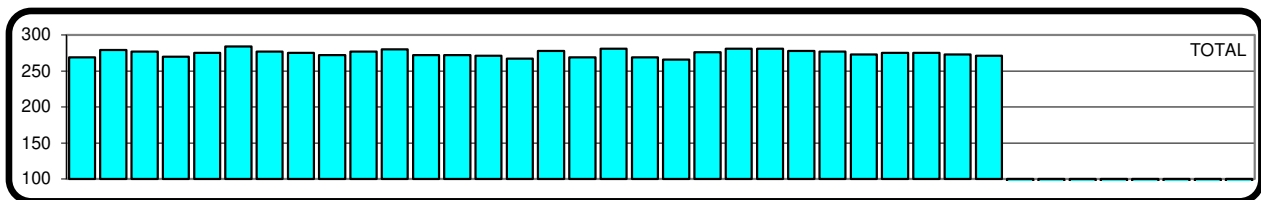
Standard Deviation

Pozo, Rick MASTER Run date 03/26/24
 OC68 High Club 295 M Last Year Average 274.833 0

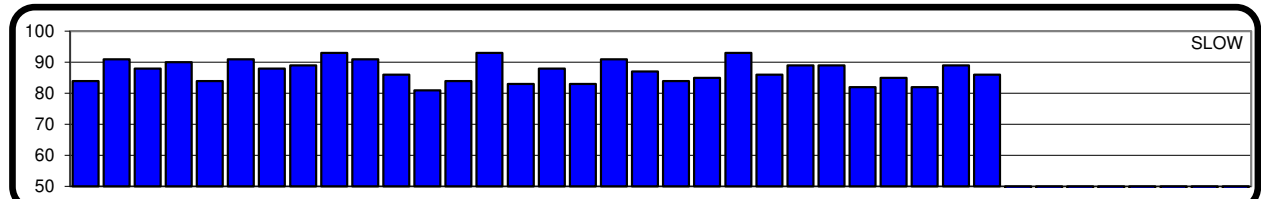
MATCHES:	
Total Scheduled	30
Total Completed	30
Balance Due	0
Drops Allowed	5
Above average	17
Below average	13
At Home Range	14
At Away Range	15
Regular Schedule	26
Make up	4
Made Team	24

Actual Over All Average	274.667 ¹⁴³
Actual Final Average	276.000 ¹²⁰
Possible Final Average	276.000 ¹²⁰
Makeup Average	270.250
Home Average	274.000
Away Average	275.533
1st 12 Matches	275.583
Cleaned Slow	0
Cleaned Time	0
Cleaned Rapid	0
Cleaned Total	0

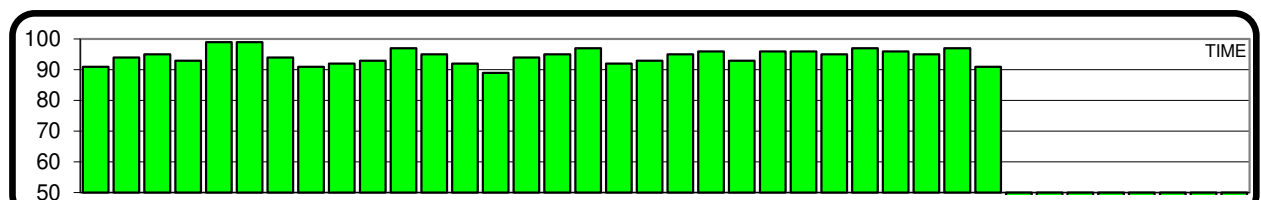
Top 3 - Scores	
First	284 ⁸
Second	281 ⁵
Third	281 ⁴
Highest Slow	93
Highest Time	99
Highest Rapid	99
Highest Possible	291
% Tot Scores Above Ave.	56.7%
% Time vs. Rapid	50.0%
% Made Team	80.0%



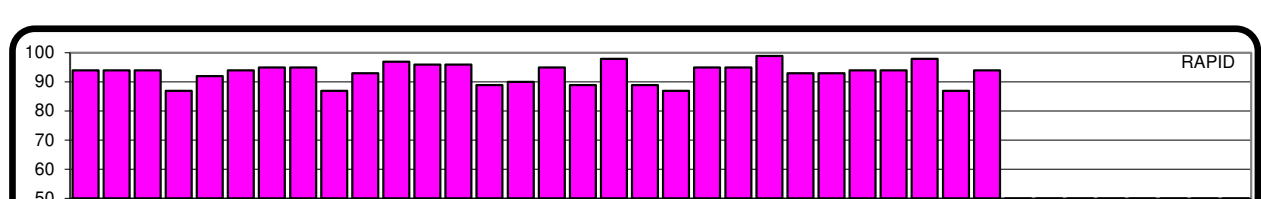
Actual Over All Average 274.667



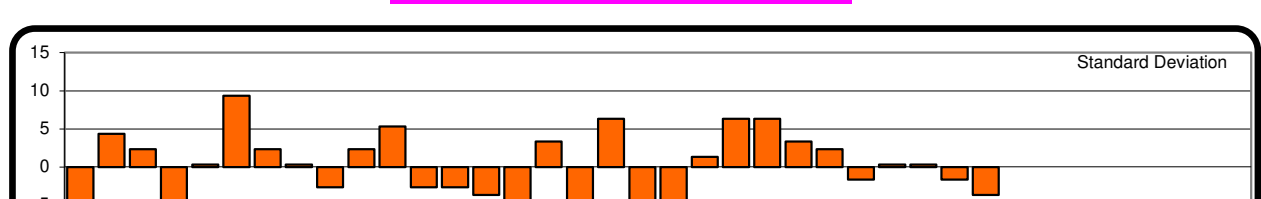
Average SLOW 87.167



Average TIME 94.400



Average RAPID 93.1




Standard Deviation

Rasch, Chuck HIGH MASTER Run date 03/26/24
 OC71 High Club 295 M Last Year Average 269.000 0


MATCHES:	
Total Scheduled	30
Total Completed	15
Balance Due	15
Drops Allowed	5
Above average	9
Below average	6
At Home Range	13
At Away Range	0
Regular Schedule	12
Make up	3
Made Team	6

Actual Over All Average	267.267 ⁵⁰
Actual Final Average	267.267 ⁵⁰
Possible Final Average	271.500 ⁴²
Makeup Average	266.333
Home Average	267.615
Away Average	None
1st 12 Matches	267.583
Cleaned Slow	0
Cleaned Time	0
Cleaned Rapid	0
Cleaned Total	0

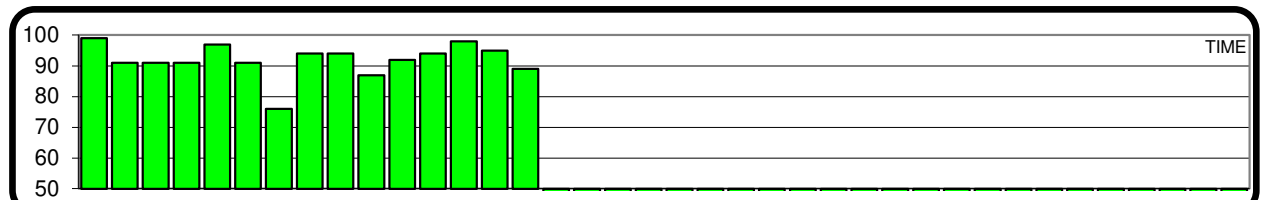
Top 3 - Scores	
First	281 ⁶
Second	276 ⁵
Third	272 ³
Highest Slow	94
Highest Time	99
Highest Rapid	96
Highest Possible	289
% Tot Scores Above Ave.	60.0%
% Time vs. Rapid	53.3%
% Made Team	40.0%



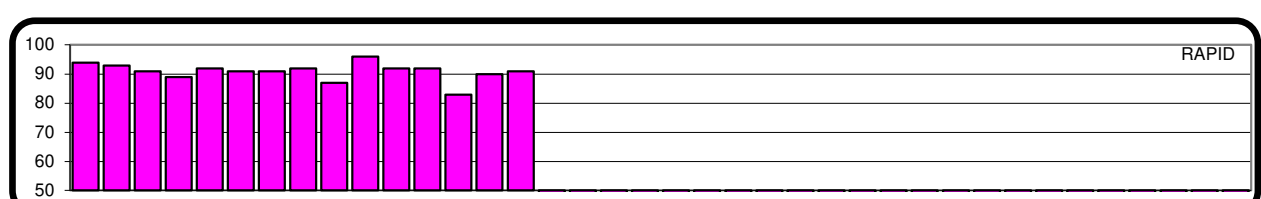
Actual Over All Average 267.267




Average SLOW 84.400



Average TIME 91.933



Average RAPID 90.9333333




Standard Deviation

Reeves, Neal MARKSMAN Run date 03/26/24
 OC80 M Last Year Average NONE 0

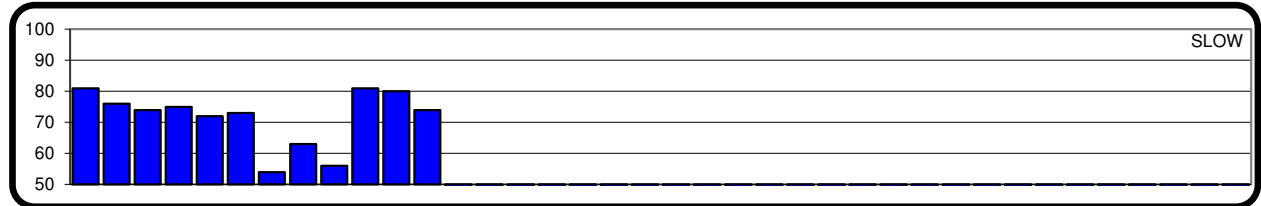
MATCHES:	
Total Scheduled	30
Total Completed	12
Balance Due	18
Drops Allowed	5
Above average	7
Below average	5
At Home Range	6
At Away Range	6
Regular Schedule	12
Make up	0
Made Team	0

Actual Over All Average	232.250 ²²
Actual Final Average	232.250 ²²
Possible Final Average	240.429 ¹⁴
Makeup Average	None
Home Average	232.167
Away Average	232.333
1st 12 Matches	232.250
Cleaned Slow	0
Cleaned Time	0
Cleaned Rapid	0
Cleaned Total	0

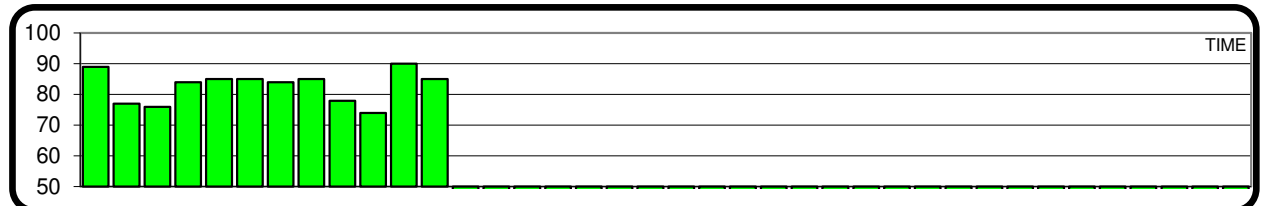
Top 3 - Scores	
First	249 ⁴
Second	249 ³
Third	241 ³
Highest Slow	81
Highest Time	90
Highest Rapid	91
Highest Possible	262
% Tot Scores Above Ave.	58.3%
% Time vs. Rapid	66.7%
% Made Team	0.0%



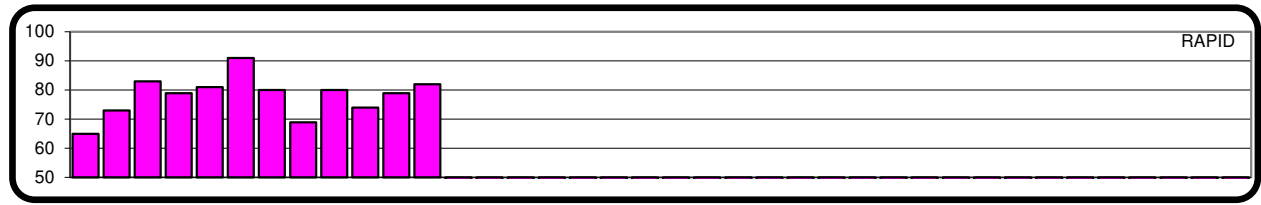
Actual Over All Average 232.250




Average SLOW 71.583



Average TIME 82.667



Average RAPID 78



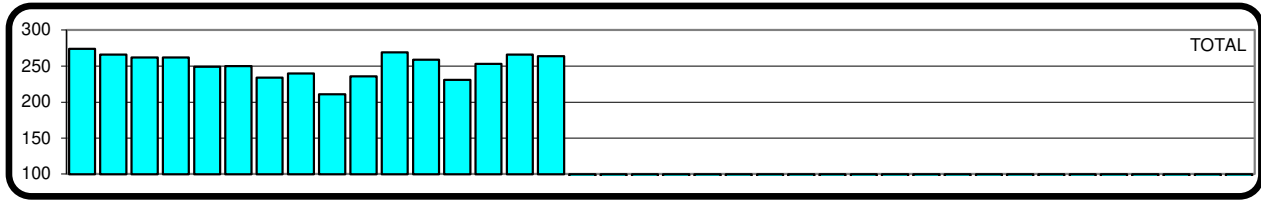
Standard Deviation

Sega, Frank MASTER Run date 03/26/24
 OC82 High Club 280 M Last Year Average 264.867 0

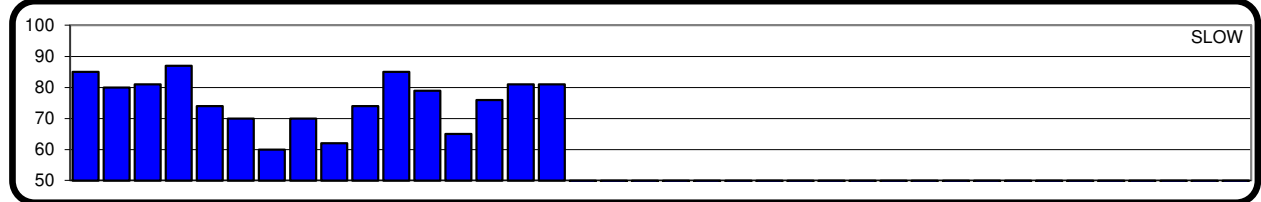
MATCHES:	
Total Scheduled	30
Total Completed	16
Balance Due	14
Drops Allowed	5
Above average	9
Below average	7
At Home Range	7
At Away Range	7
Regular Schedule	14
Make up	2
Made Team	1

Actual Over All Average	251.625 ²⁷
Actual Final Average	251.625 ²⁷
Possible Final Average	261.273 ²²
Makeup Average	265.000
Home Average	259.143
Away Average	240.286
1st 12 Matches	251.000
Cleaned Slow	0
Cleaned Time	0
Cleaned Rapid	0
Cleaned Total	0

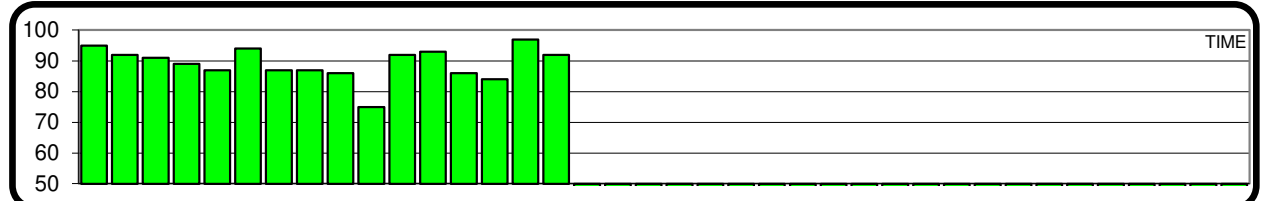
Top 3 - Scores	
First	274 ¹
Second	269 ⁴
Third	266 ²
Highest Slow	87
Highest Time	97
Highest Rapid	94
Highest Possible	278
% Tot Scores Above Ave.	56.3%
% Time vs. Rapid	62.5%
% Made Team	6.3%



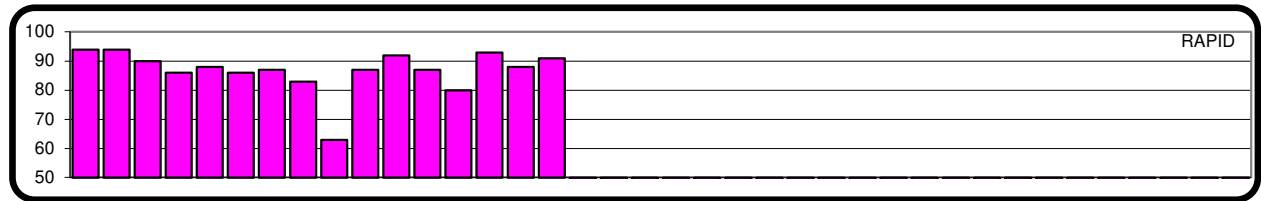
Actual Over All Average 251.625




Average SLOW 75.625



Average TIME 89.188



Average RAPID 86.8125



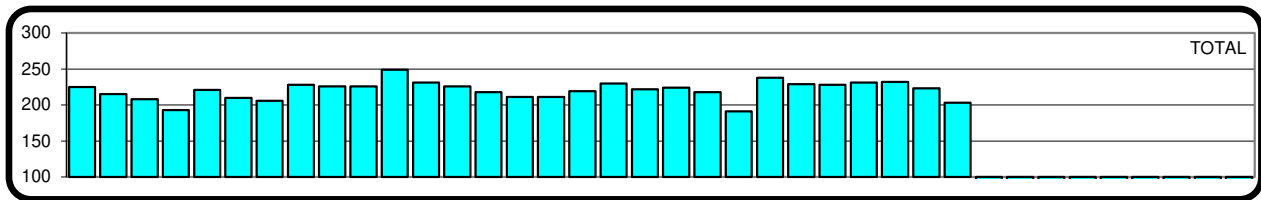
Standard Deviation

Sejnowski, Leo SHARPSHOOTER Run date 03/26/24
 OC84 M Last Year Average 236.400 0

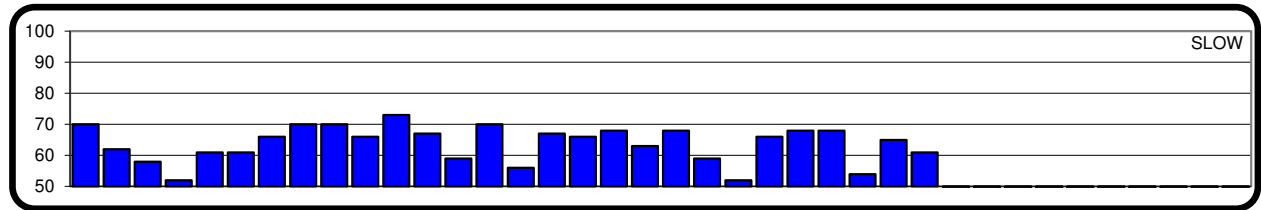
MATCHES:	
Total Scheduled	30
Total Completed	29
Balance Due	1
Drops Allowed	5
Above average	17
Below average	12
At Home Range	15
At Away Range	12
Regular Schedule	24
Make up	5
Made Team	0

Actual Over All Average	220.414 ³⁵
Actual Final Average	223.960 ³²
Possible Final Average	224.625 ³²
Makeup Average	219.600
Home Average	224.467
Away Average	216.583
1st 12 Matches	219.833
Cleaned Slow	0
Cleaned Time	0
Cleaned Rapid	0
Cleaned Total	0

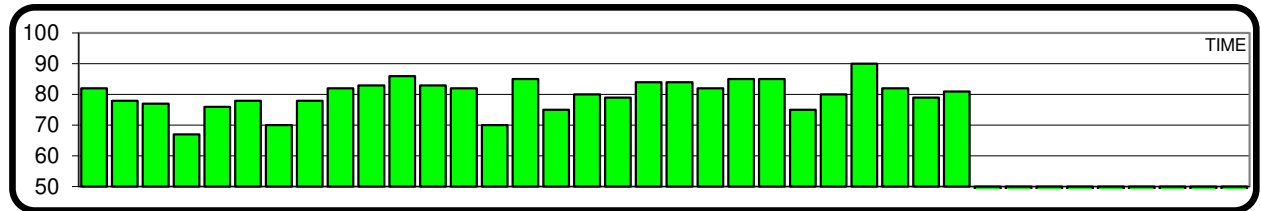
Top 3 - Scores	
First	249 ²
Second	238 ¹
Third	232 ²
Highest Slow	73
Highest Time	90
Highest Rapid	90
Highest Possible	253
% Tot Scores Above Ave.	58.6%
% Time vs. Rapid	51.7%
% Made Team	0.0%



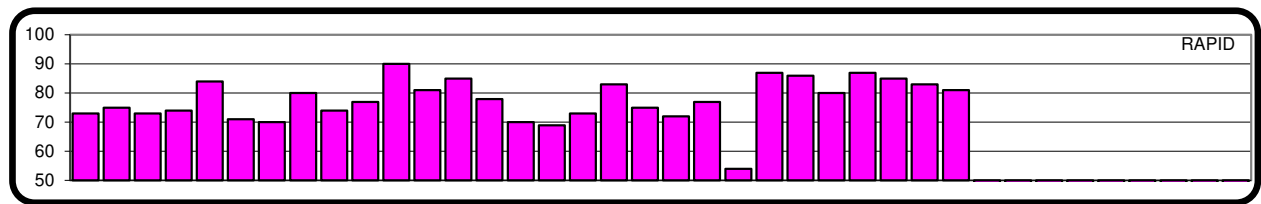
Actual Over All Average 220.414



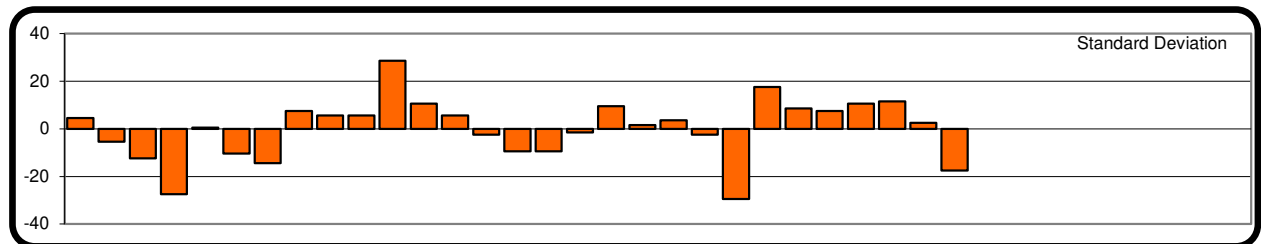
Average SLOW 63.000



Average TIME 79.931



Average RAPID 77.4827586



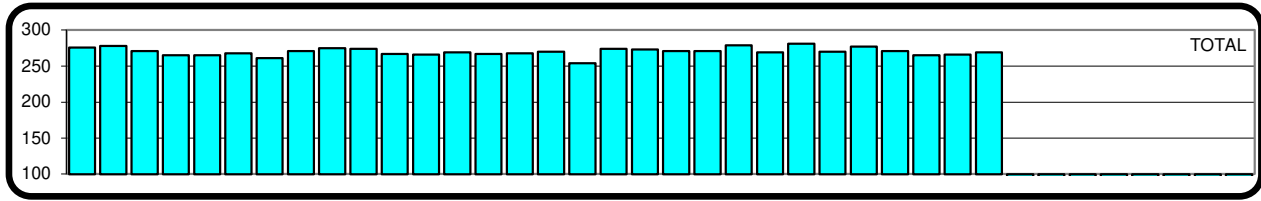
Standard Deviation

Sisombath, Gary EXPERT Run date 03/26/24
 OC91 High Club 280 M Last Year Average 269.967 0

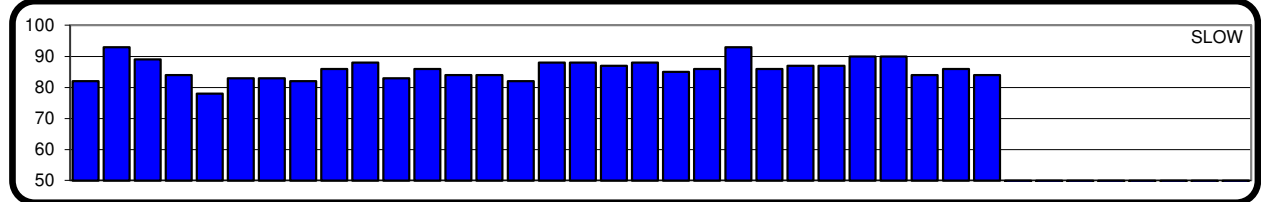
MATCHES:	
Total Scheduled	30
Total Completed	30
Balance Due	0
Drops Allowed	5
Above average	14
Below average	16
At Home Range	16
At Away Range	14
Regular Schedule	28
Make up	2
Made Team	23

Actual Over All Average	270.033 ¹⁰⁹
Actual Final Average	271.640 ⁹¹
Possible Final Average	271.640 ⁹¹
Makeup Average	269.500
Home Average	269.500
Away Average	270.643
1st 12 Matches	269.750
Cleaned Slow	0
Cleaned Time	0
Cleaned Rapid	0
Cleaned Total	0

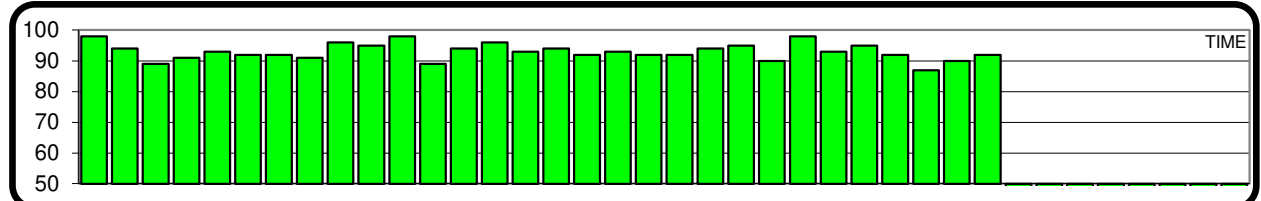
Top 3 - Scores	
First	281 ⁵
Second	279 ³
Third	278 ⁵
Highest Slow	93
Highest Time	98
Highest Rapid	98
Highest Possible	289
% Tot Scores Above Ave.	46.7%
% Time vs. Rapid	56.7%
% Made Team	76.7%



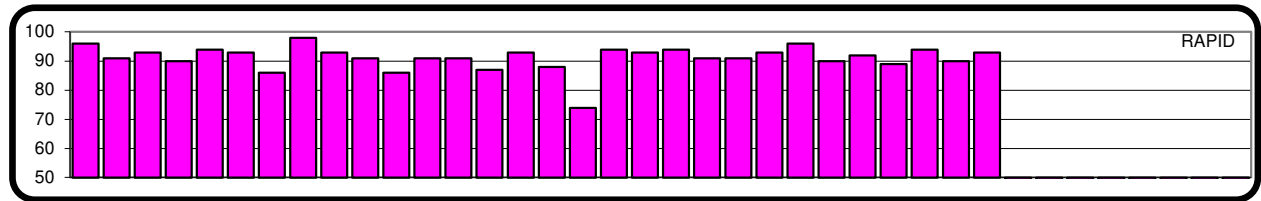
Actual Over All Average 270.033



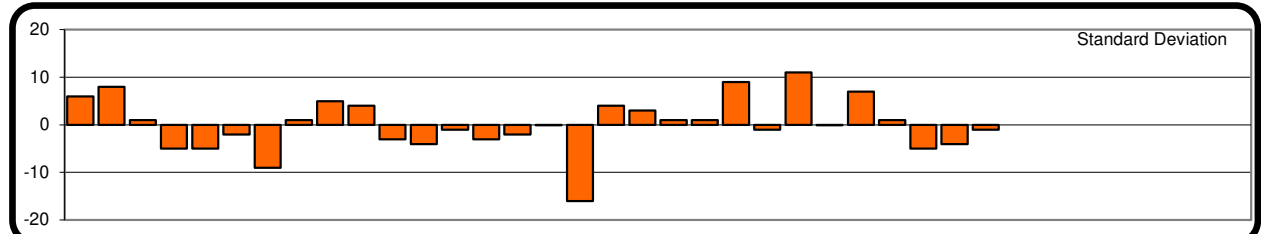
Average SLOW 85.867



Average TIME 93.000



Average RAPID 91.166667



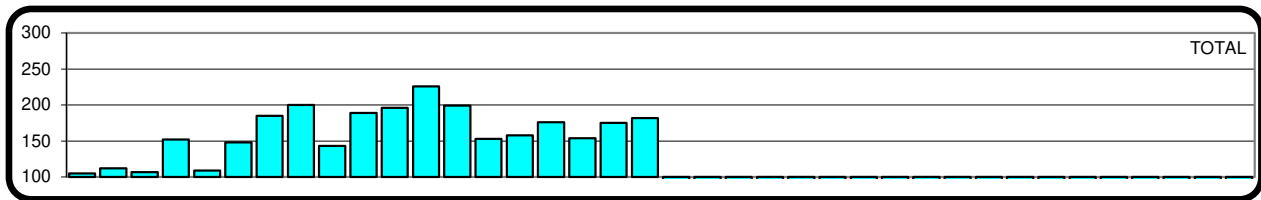
Standard Deviation

Smith, Eric PRO-MARKSMAN Run date 03/26/24
 OC89 M Last Year Average NONE 0

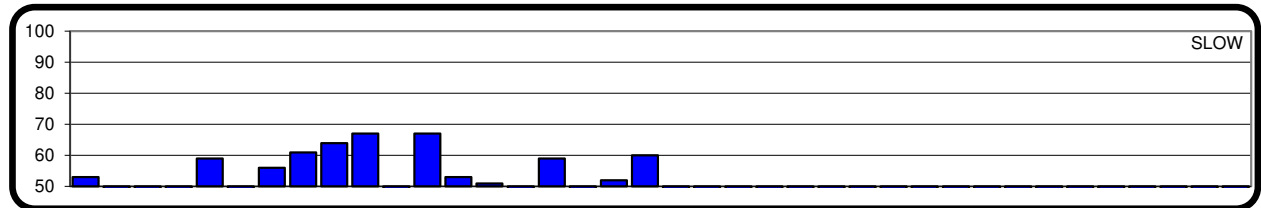
MATCHES:	
Total Scheduled	30
Total Completed	19
Balance Due	11
Drops Allowed	5
Above average	9
Below average	10
At Home Range	11
At Away Range	6
Regular Schedule	14
Make up	5
Made Team	0

Actual Over All Average	161.526 ¹⁸
Actual Final Average	161.526 ¹⁸
Possible Final Average	178.071 ¹³
Makeup Average	177.200
Home Average	168.273
Away Average	143.500
1st 12 Matches	156.000
Cleaned Slow	0
Cleaned Time	0
Cleaned Rapid	0
Cleaned Total	0

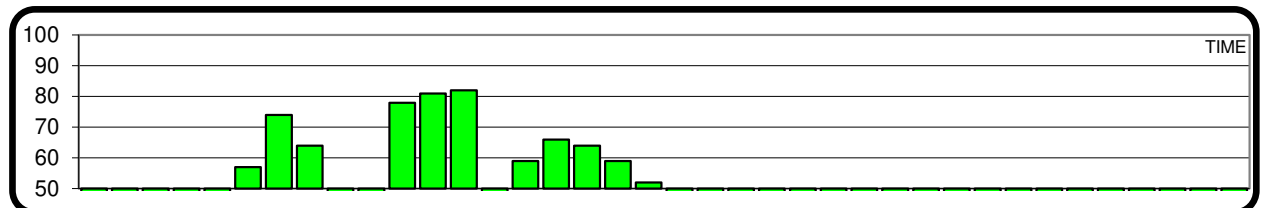
Top 3 - Scores	
First	226 ¹
Second	200 ²
Third	199 ²
Highest Slow	67
Highest Time	82
Highest Rapid	78
Highest Possible	227
% Tot Scores Above Ave.	47.4%
% Time vs. Rapid	47.4%
% Made Team	0.0%



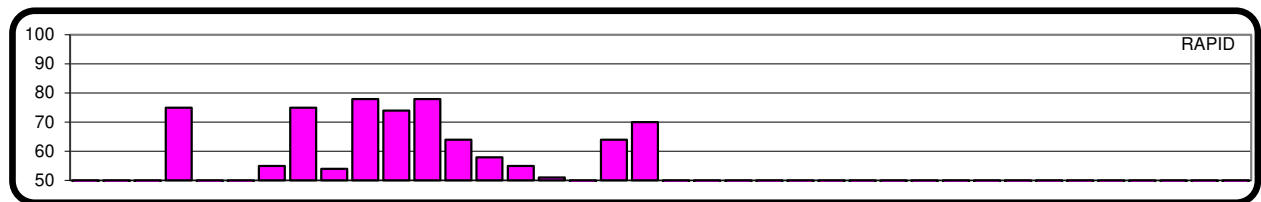
Actual Over All Average 161.526



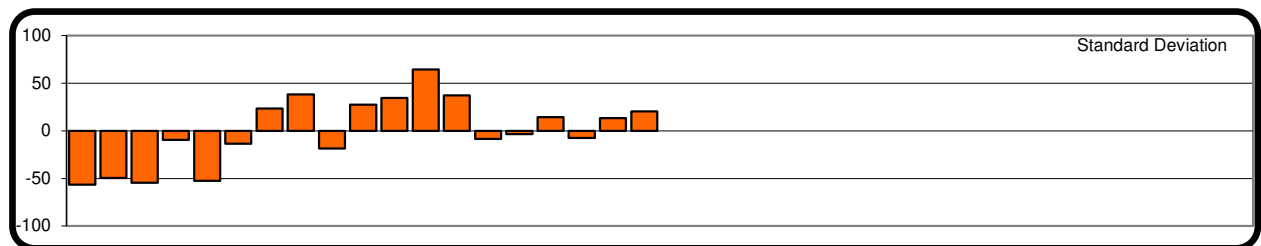
Average SLOW 51.842



Average TIME 53.789



Average RAPID 55.8947368




Standard Deviation

South, Tim HIGH MASTER Run date 03/26/24
 OC87 High Club 290 M Last Year Average DNQ 0


MATCHES:	
Total Scheduled	30
Total Completed	12
Balance Due	18
Drops Allowed	5
Above average	6
Below average	6
At Home Range	6
At Away Range	6
Regular Schedule	12
Make up	0
Made Team	0

Actual Over All Average	225.583 ¹⁹
Actual Final Average	225.583 ¹⁹
Possible Final Average	235.571 ¹¹
Makeup Average	None
Home Average	223.667
Away Average	227.500
1st 12 Matches	225.583
Cleaned Slow	0
Cleaned Time	0
Cleaned Rapid	0
Cleaned Total	0


Top 3 - Scores	
First	252 ³
Second	249 ¹
Third	234 ⁰
Highest Slow	84
Highest Time	89
Highest Rapid	89
Highest Possible	262
% Tot Scores Above Ave.	50.0%
% Time vs. Rapid	50.0%
% Made Team	0.0%




Actual Over All Average 225.583




Average SLOW 71.750



Average TIME 79.750



Average RAPID 74.0833333



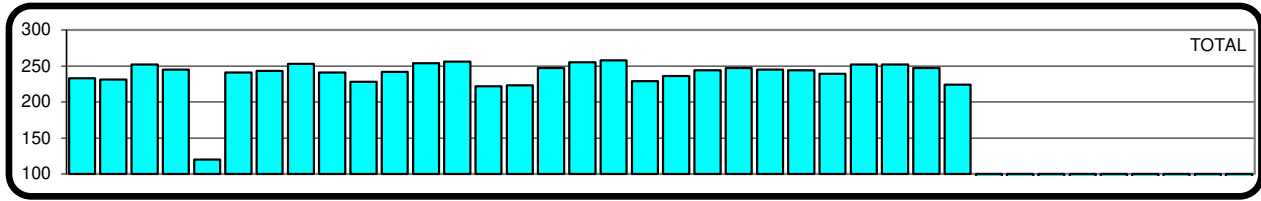
Standard Deviation

Vicars, Keith SHARPSHOOTER Run date 03/26/24
 OC94 M Last Year Average 242.967 0

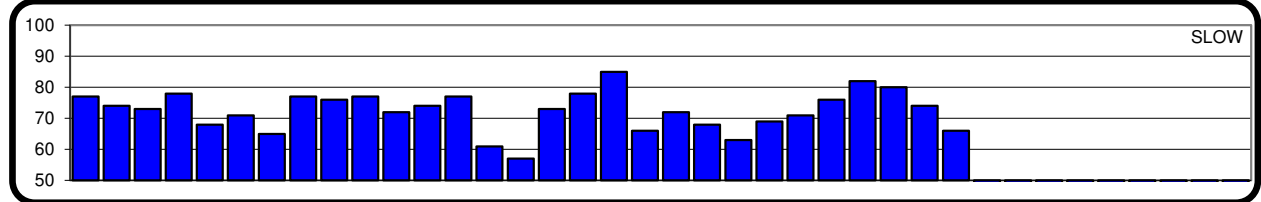
MATCHES:	
Total Scheduled	30
Total Completed	29
Balance Due	1
Drops Allowed	5
Above average	20
Below average	9
At Home Range	21
At Away Range	4
Regular Schedule	19
Make up	10
Made Team	0

Actual Over All Average	238.034 ⁶⁷
Actual Final Average	244.560 ⁵⁹
Possible Final Average	245.250 ⁵⁹
Makeup Average	242.200
Home Average	237.190
Away Average	236.750
1st 12 Matches	231.917
Cleaned Slow	0
Cleaned Time	0
Cleaned Rapid	0
Cleaned Total	0

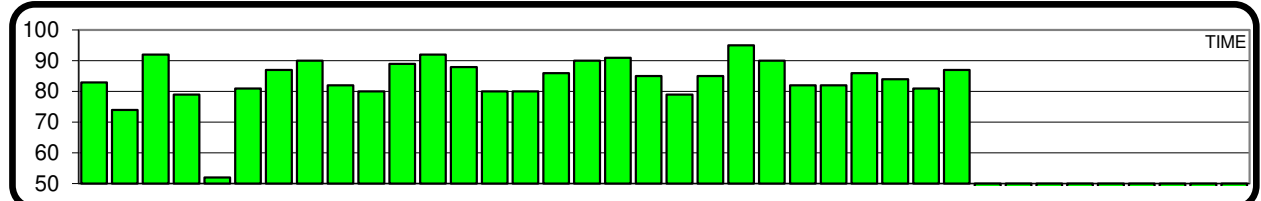
Top 3 - Scores	
First	258 ²
Second	256 ⁰
Third	255 ⁵
Highest Slow	85
Highest Time	95
Highest Rapid	92
Highest Possible	272
% Tot Scores Above Ave.	69.0%
% Time vs. Rapid	51.7%
% Made Team	0.0%



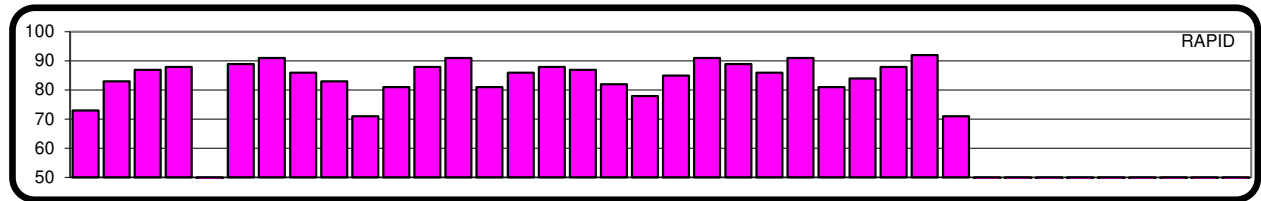
Actual Over All Average 238.034



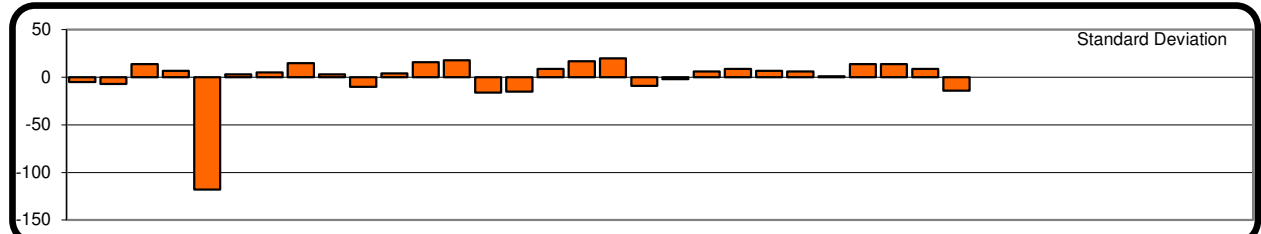
Average SLOW 72.414



Average TIME 83.862



Average RAPID 81.7586207



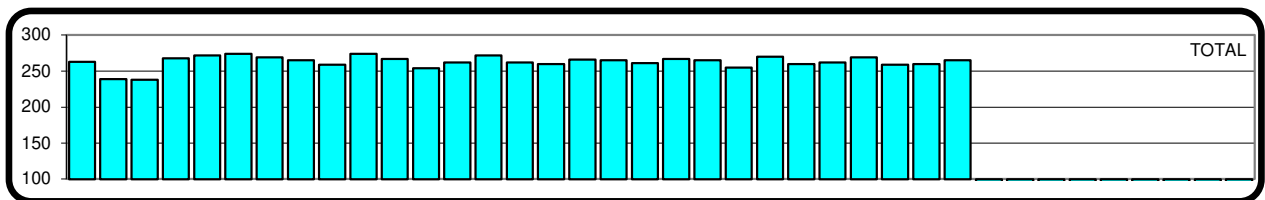
Standard Deviation

Vicars, Susan MASTER Run date 03/26/24
 OC95 High Club 280 F Last Year Average 259.100 0

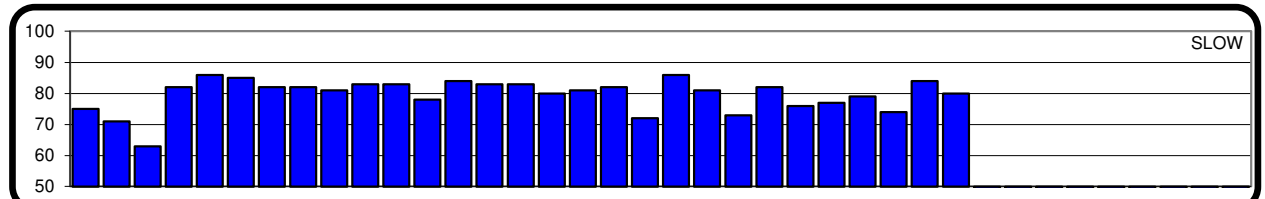
MATCHES:	
Total Scheduled	30
Total Completed	29
Balance Due	1
Drops Allowed	5
Above average	16
Below average	13
At Home Range	22
At Away Range	4
Regular Schedule	20
Make up	9
Made Team	8

Actual Over All Average	262.828 ⁹⁹
Actual Final Average	265.440 ⁸⁸
Possible Final Average	265.708 ⁸⁸
Makeup Average	262.333
Home Average	263.000
Away Average	263.000
1st 12 Matches	261.833
Cleaned Slow	0
Cleaned Time	0
Cleaned Rapid	0
Cleaned Total	0

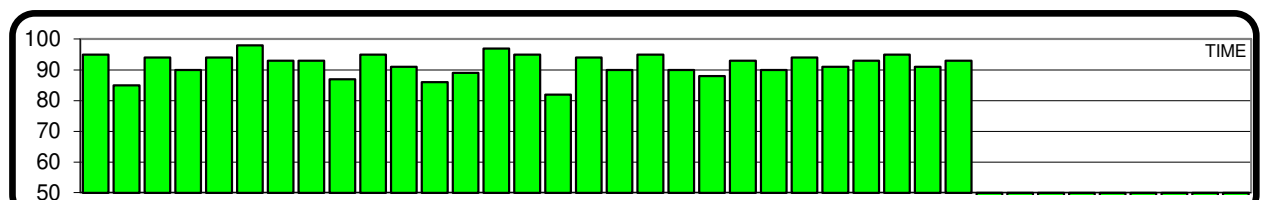
Top 3 - Scores	
First	274 ⁸
Second	274 ³
Third	272 ⁵
Highest Slow	86
Highest Time	98
Highest Rapid	98
Highest Possible	282
% Tot Scores Above Ave.	55.2%
% Time vs. Rapid	51.7%
% Made Team	27.6%



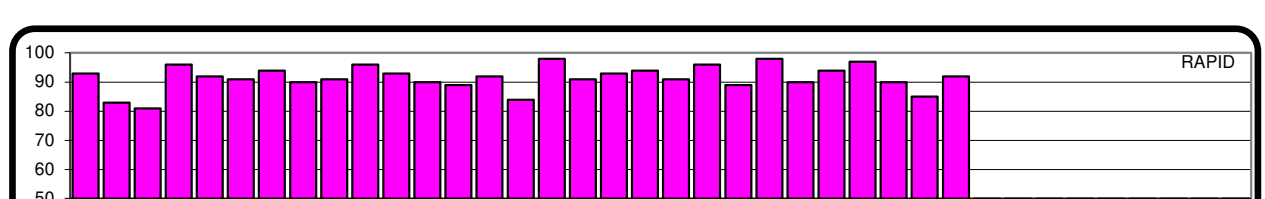
Actual Over All Average 262.828



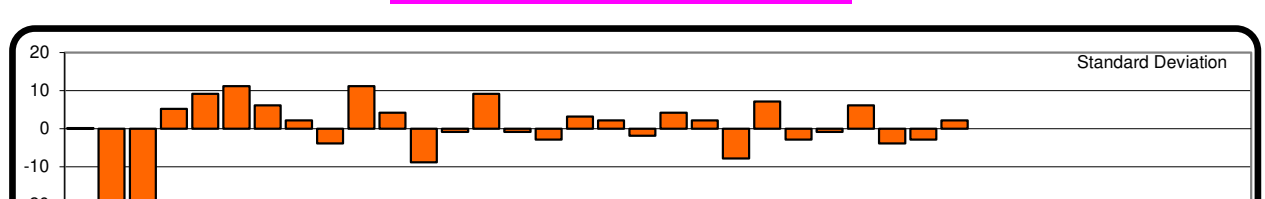
Average SLOW 79.586



Average TIME 91.759



Average RAPID 91.4827586



Standard Deviation